

City of Garden Grove
WEEKLY CITY MANAGER'S MEMO
January 26, 2023

TO: Honorable Mayor and City Council FROM: Scott Stiles, City Manager
Members

I. DEPARTMENT ITEMS

A. COMMUNITY AND ECONOMIC DEVELOPMENT

Central Cities Navigation Center Project Update, January 2023

B. FINANCE DEPARTMENT

Government Finance Officers Association of the United States and Canada (GFOA) has awarded the Certificate of Achievement for Excellence in Financial Reporting to City of Garden Grove for its annual comprehensive financial report for the fiscal year ended June 30, 2021.

II. ITEMS FROM OTHER GOVERNMENTAL AGENCIES, OUTSIDE AGENCIES, BUSINESSES AND INDIVIDUALS

A. Orange County Fire Authority (OCFA) January 2023 Newsletter

B. Memorandum from Mr. Larry Dick and Mr. Bob Vicker of the Municipal Water District of Orange County (MWDOC) outlining monthly water usage data figures, Tier 2 projection and water supply information.

C. A message from California Governor's Office of Emergency Services (CalOES) about Earthquake Early Warning System in California.

D. Care Ambulance Quarterly Report for the 4th Quarter of 2022

• **OTHER ITEMS**

- SOCIAL MEDIA HIGHLIGHTS AND NEWSPAPER ARTICLES

Copies of the week's social media posts and local newspaper articles are attached for your information.

- MISCELLANEOUS ITEMS

Items of interest are included.



Scott Stiles
City Manager



GARDEN GROVE



Attachment I A
Mgrs Memo 1/26/23



CENTRAL CITIES NAVIGATION CENTER

Project Update | January 24, 2023

Central Cities Navigation Center



Project Description

The City of Garden Grove is currently working to develop a year-round navigation center in partnership with the Cities of Fountain Valley and Westminster. The navigation center will provide emergency housing and wrap-around services to individuals experiencing homelessness. The City of Garden Grove is currently in escrow to purchase property located at **13871 West Street** for the development of the Central Cities Navigation Center. Please [CLICK HERE](#) to view the Staff Report to the Garden Grove City Council for the approval of the purchase agreement.

13871 West Street

- Total site - 18,166 square feet
- Current structure - 11,363 square feet
- Building was constructed in 1964
- Industrial warehouse located in the City's Shelter Overlay Zone

Proposed Layout

- 85 beds
- Men's, women's and couple's dorms and lavatories
- Full kitchen
- Laundry room
- Dining and outdoor lounge areas
- Check-in and staging areas
- Lockers for personal items
- Staff and service areas



[Addressing Homelessness](#)

[Homelessness 101 Webinar](#)

[Frequently Asked Questions](#)



[2021 CSPAH](#)

[2021 Comprehensive Strategic Plan to Address Homelessness](#)

[Homelessness Data Dashboard](#)

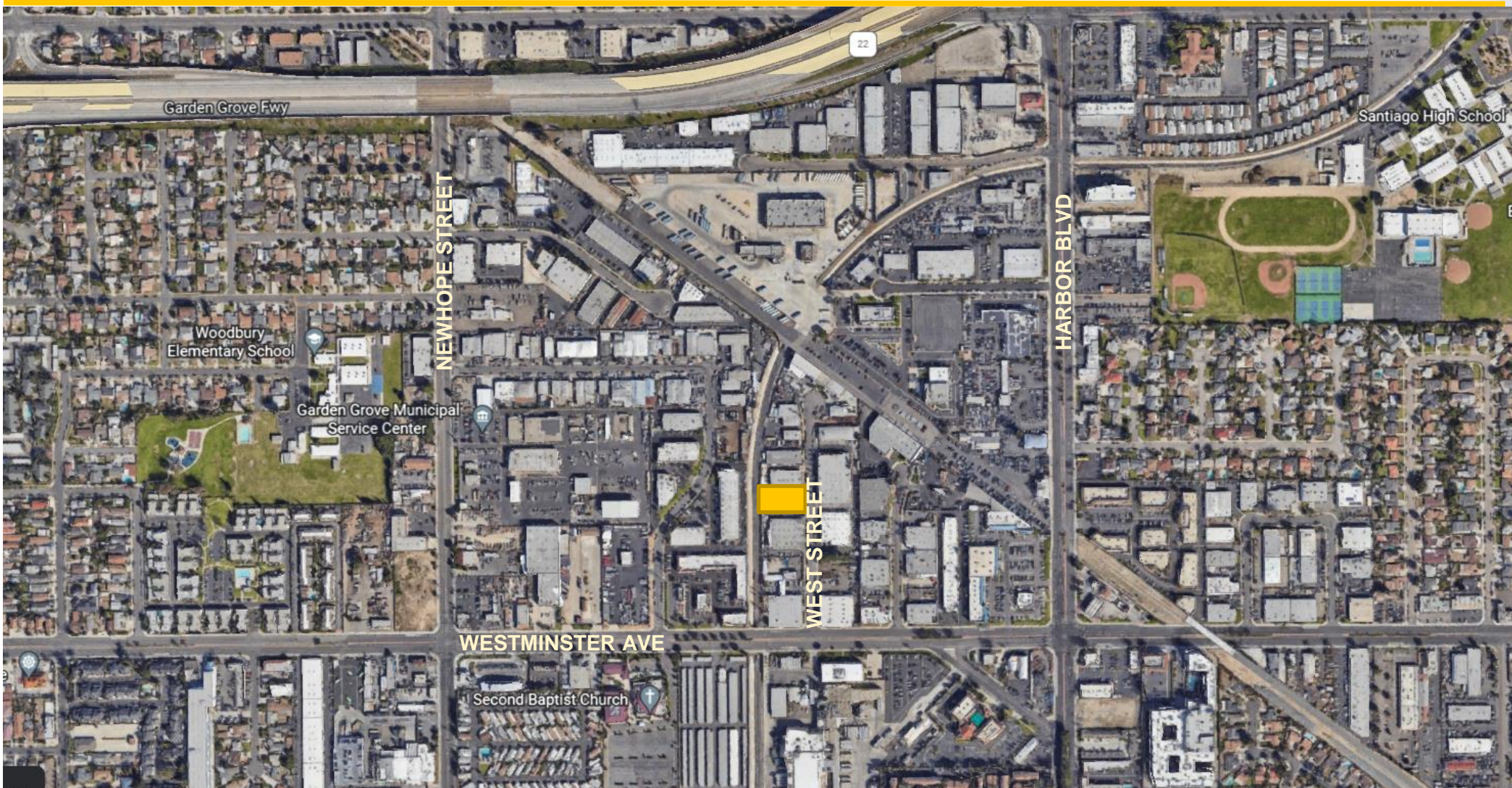
ACTIVE CITY WEBSITE

<https://ggcity.org/navigation-center>



CENTRAL CITIES
NAVIGATION
CENTER

13871 WEST STREET





CENTRAL CITIES NAVIGATION CENTER

PROPOSED SITE PLAN

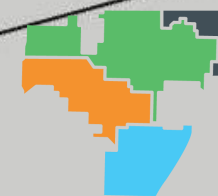




GARDEN GROVE



PROPOSED ELEVATION



CENTRAL CITIES
NAVIGATION
CENTER



NEXT STEPS

	Action Item(s)	Timeframe
1	Tri-Cities MOU with Fountain Valley and Westminster	➤ Completed November 2022
2	MOU with County (11.5M)	➤ Completed December 2022
3	RFP for Service Provider (evaluation)	➤ Tentative Feb 28, 2023 for contract award
4	RFP for Construction Management Services (submittal deadline by Feb 9, 2023)	➤ Tentative Feb 28, 2023 for contract award
5	RFP for CCNC Project Construction (90 % CDs in final plan check)	➤ Release RFP by Jan 31, 2023 ➤ Tentative Mar 14, 2023 for contract award
6	CCNC Project Construction (est. 6-8 months)	➤ Tentative construction start date (April 2023)
7	Establish FF&E Breakdown	➤ Coordination with Construction Manager/Service Provider (March/April 2023)



GOVERNMENT FINANCE OFFICERS ASSOCIATION
NEWS RELEASE

FOR IMMEDIATE RELEASE

1/12/2023

For more information contact:
Michele Mark Levine, Director/TSC
Phone: (312) 977-9700
Fax: (312) 977-4806
Email: mlevine@gfoa.org

(Chicago, Illinois)—Government Finance Officers Association of the United States and Canada (GFOA) has awarded the Certificate of Achievement for Excellence in Financial Reporting to **City of Garden Grove** for its annual comprehensive financial report for the fiscal year ended June 30, 2021. The report has been judged by an impartial panel to meet the high standards of the program, which includes demonstrating a constructive "spirit of full disclosure" to clearly communicate its financial story and motivate potential users and user groups to read the report.

The Certificate of Achievement is the highest form of recognition in the area of governmental accounting and financial reporting, and its attainment represents a significant accomplishment by a government and its management.

Government Finance Officers Association (GFOA) advances excellence in government finance by providing best practices, professional development, resources, and practical research for more than 21,000 members and the communities they serve.

in this issue >>>

- *Meet Chief Covey*
- *Carbon Monoxide Alarms*
- *Home Assessment*
- *Walls and Siding*
- *Fire Extinguishers*
- *Incident Responses*
- *Your Firefighters in Action*



Orange County Fire Authority
Division 1, Battalion 1 & Battalion 11
Division Chief Craig Covey

An Update of What's Going on in Division 1

January 2023 Issue

Keep in Touch

Division Chief Craig Covey
Office: (714) 638.6343
Email: CraigCovey@ocfa.org

Administrative Captain: Chris Caswell
Office: (714) 638.6345
Email: ChristianCaswell@ocfa.org

Battalion 1:
Battalion Chief Bryan Mahon (A Shift)
Battalion Chief Chuck Fedak (B Shift)
Battalion Chief Tom Moon (C Shift)
Office: (714) 379.4922

Battalion 11:
Battalion Chief Tony Espinosa (A Shift)
Battalion Chief Mark Backoff (B Shift)
Battalion Chief Colton Ashby (C Shift)
Office: (714) 638.6346

Community Educator: Elizabeth Denney
Office: (949) 344.9321
Email: ElizabethDenney@ocfa.org

Administrative Assistant to Chief Covey
Jill Brown
Office: (714) 638.6344
Email: JillBrown@ocfa.org

Meet Chief Covey

Introducing Chief Covey, Division 1's new Division Chief. Chief Covey began his firefighting career in 1990 and has worked his way through the ranks promoting to Battalion Chief in 2015. He has spent time on OCFA's FEMA Urban Search and Rescue CA Task Force 5, he was a Crew Chief and Program Manager in our Air Ops program, Vice Chair for the Firescope Aviation Working Group and Operations Section Chief for OCFA's All-Hazard Incident Management Team. Chief Covey has been married for 26 years and has two grown children. Welcome to Division 1 Chief!



Carbon Monoxide Alarms

Install:

- Carbon monoxide alarms should be installed in all homes, apartments, and workplaces.
- Install alarms in each sleeping area and on every level of the home.
- Workplace carbon monoxide alarms should be installed in areas where gas appliances are located, as well as areas with identified hazards.
- It is best to use interconnected alarms so when one sounds, all of them sound.

Inspect:

- Test carbon monoxide alarms once a month.

Prevent CO Poisoning:

- Have a professional inspect your chimneys and heating equipment each year.
- Don't keep your car running inside your garage, even if your garage doors are open.
- Gas grills, charcoal grills, and generators can produce carbon monoxide. Use them outdoors in well-ventilated areas away from windows, doors, and vent openings.
- Clear all debris from dryers, furnaces, stoves, and fireplace vents.
- Open the damper when using a fireplace for adequate ventilation.
- Never use your oven or stove to heat your home.



More cooking fires are reported on Thanksgiving Day, followed by Christmas and Christmas Eve. Help protect your family and your home by practicing cooking safety this holiday season.



Wildfire Home Assessment

A Wildfire Home Assessment is a meeting at your home with a fire department representative who will give you tips on how to better protect your home from a wildfire – including landscaping, construction, and overall safety.



Siding made from stucco, masonry, and cement board is more heat-resistant than that made of wood and vinyl.

It is important to seal gaps and cracks in siding and trim materials to keep burning embers out during a wildfire.

LITHIUM-ION BATTERIES



In today's technology driven world, lithium-ion batteries are powering electric vehicles, cell phones, e-bikes, laptops, toys, smoke alarms and power tools. These batteries can be dangerous if they overheat, and can cause a fire or explosion. Keep yourself and your family safe by keeping these safety tips in mind.



According to the Data Bridge Market Research, global lithium-ion battery market was valued at 6.70 billion in 2021 and is expected to reach 26.28 billion by 2029.



Orange County
Fire Authority

(714) 573-6200
ocfa.org



Lithium-ion battery fires can:

- Emit toxic gasses within seconds
- Burn hotter and faster than others
- Can't be smothered like other fires
- Can cause explosions within seconds
- An extinguished fire can reignite up to 21 days later!

Safety Tips

- Purchase batteries that are listed by a Nationally Recognized Testing Lab (NRTL)
- Know the manufacturer instructions and safety information for use, storage, charging and maintenance
- Never overload your outlet when charging any device with a lithium-ion battery
- Never place the batteries in direct sunlight or a hot vehicle
- Store batteries in a cool, dry location

Charging and disposal

- Charge the device properly and only with the cords that came with the device
- Unplug the device once it is fully charged
- Do not charge batteries when the environment is below freezing (32F) or too hot (130F)
- Never charge the device under a pillow, on your bed or on a couch.
- Keep lithium-ion batteries away from combustible materials when charging.
- Never throw lithium-ion batteries in the trash
- Contact your local recycling center or waste management department for proper disposal
- Do not put discarded batteries together in a container or pile

Warning signs

- Unusual odor
- Change in color
- Too hot to the touch
- Change in shape
- Not keeping a charge
- Smoking or sparking when plugging in
- Unusual Noises (popping, hissing, buzzing)
- Leaking of liquid

If you have a fire from a lithium-ion battery

- Leave the area immediately as the batteries give off toxic gasses and burn extremely hot, with explosions occurring in seconds
- Call 9-1-1
- DO NOT try to fight or extinguish the fire

Garden Grove Incident Responses

2022

1/1/2022 - 12/31/2022 : City GGV - Call Type	Total Incidents
Medical Aid - Automatic Paramedic Alarm	240
Medical Aid - Back to Bed / Lift Assist	201
Medical Aid - Cardiac (Chest Pain, Cardiac Arrest)	1370
Medical Aid - Stroke (Unconscious, Altered Mental Status, Fainting)	1758
Medical Aid - Diabetic Emergency	242
Medical Aid - Respiratory (Respiratory Arrest, Difficulty Breathing)	1625
Medical Aid - Fall / Injury / Trauma / Bleed	1878
Medical Aid - Illness (Sick Person, Illness)	1727
Medical Aid - Abdominal Pain	818
Medical Aid - Seizure	458
Medical Aid - Miscellaneous (Choking, Headache, Pregnancy, Bleeding, Assault, Burn, Intoxication, Psychiatric, Environmental)	2462
Medical Aid - Traffic Collision (Auto vs Auto, Auto vs Pedestrian)	988
Fire - Structure	190
Fire - Vehicle / Dumpster	118
Fire - Vegetation, Brush, Tree, Bush, Misc.	295
Miscellaneous - Odor Check / Hazardous Condition / Auto-Alarm	990
Totals	15360

Los Alamitos Incident Responses

2022

1/1/2022 - 12/31/2022 : City LAF - Call Type	Total Incidents
Medical Aid - Automatic Paramedic Alarm	34
Medical Aid - Back to Bed / Lift Assist	32
Medical Aid - Cardiac (Chest Pain, Cardiac Arrest)	114
Medical Aid - Stroke (Unconscious, Altered Mental Status, Fainting)	190
Medical Aid - Diabetic Emergency	12
Medical Aid - Respiratory (Respiratory Arrest, Difficulty Breathing)	147
Medical Aid - Fall / Injury / Trauma / Bleed	250
Medical Aid - Illness (Sick Person, Illness)	143
Medical Aid - Abdominal Pain	70
Medical Aid - Seizure	26
Medical Aid - Miscellaneous (Choking, Headache, Pregnancy, Bleeding, Assault, Burn, Intoxication, Psychiatric, Environmental)	178
Medical Aid - Traffic Collision (Auto vs Auto, Auto vs Pedestrian)	101
Fire - Structure	19
Fire - Vehicle / Dumpster	13
Fire - Vegetation, Brush, Tree, Bush, Misc.	25
Miscellaneous - Odor Check / Hazardous Condition / Auto-Alarm	218
Totals	1572

Seal Beach Incident Responses

2022


1/1/2022 - 12/31/2022 : City SLB - Call Type	Total Incidents
Medical Aid - Automatic Paramedic Alarm	422
Medical Aid - Back to Bed / Lift Assist	279
Medical Aid - Cardiac (Chest Pain, Cardiac Arrest)	335
Medical Aid - Stroke (Unconscious, Altered Mental Status, Fainting)	478
Medical Aid - Diabetic Emergency	38
Medical Aid - Respiratory (Respiratory Arrest, Difficulty Breathing)	307
Medical Aid - Fall / Injury / Trauma / Bleed	1144
Medical Aid - Illness (Sick Person, Illness)	507
Medical Aid - Abdominal Pain	247
Medical Aid - Seizure	53
Medical Aid - Miscellaneous (Choking, Headache, Pregnancy, Bleeding, Assault, Burn, Intoxication, Psychiatric, Environmental)	456
Medical Aid - Traffic Collision (Auto vs Auto, Auto vs Pedestrian)	270
Fire - Structure	32
Fire - Vehicle / Dumpster	16
Fire - Vegetation, Brush, Tree, Bush, Misc.	40
Miscellaneous - Odor Check / Hazardous Condition / Auto-Alarm	255
Totals	4879

Westminster Incident Responses

2022

1/1/2022 - 12/31/2022 : City WST - Call Type	Total Incidents
Medical Aid - Automatic Paramedic Alarm	222
Medical Aid - Back to Bed / Lift Assist	133
Medical Aid - Cardiac (Chest Pain, Cardiac Arrest)	696
Medical Aid - Stroke (Unconscious, Altered Mental Status, Fainting)	990
Medical Aid - Diabetic Emergency	114
Medical Aid - Respiratory (Respiratory Arrest, Difficulty Breathing)	892
Medical Aid - Fall / Injury / Trauma / Bleed	1249
Medical Aid - Illness (Sick Person, Illness)	1197
Medical Aid - Abdominal Pain	569
Medical Aid - Seizure	199
Medical Aid - Miscellaneous (Choking, Headache, Pregnancy, Bleeding, Assault, Burn, Intoxication, Psychiatric, Environmental)	1424
Medical Aid - Traffic Collision (Auto vs Auto, Auto vs Pedestrian)	627
Fire - Structure	97
Fire - Vehicle / Dumpster	52
Fire - Vegetation, Brush, Tree, Bush, Misc.	131
Miscellaneous - Odor Check / Hazardous Condition / Auto-Alarm	591
Totals	9183

Your Division 1 Firefighters in ***ACTION***



**Cut and Rescue involving a CHP Officer.
Extricated and transported with moderate
injuries.**



**Single vehicle collision involving a Tesla
resulting in a lithium-ion battery fire.**



**A firefighter rescues a puppy from a
structure fire in Garden Grove.**



**Leisure World Multi Company Drill
involving partner agencies.**



Crews quickly stop a fire preventing further property damage.



We participated in Garden Grove PD's Active Shooter training at Bolsa Grande High School.



Resident visits Station 44 on the two-year anniversary of going into cardiac arrest and being saved by the crew.



Heavy Equipment Operators building sand berms in Seal Beach.




Engine 84 responds to a person in distress inside of a storm channel.




Results of a water heater fire in Garden Grove.




Garage fire in Westminster.



Multi-company response to an attic fire in Rossmoor.





Vehicle collides with a building in Garden Grove.




Crews use the jaws of life to rescue the occupant of this crashed vehicle in Seal Beach.



Fire at an abandoned building in Garden Grove.



**Tractor trailer overturns on passenger vehicle,
patient flown to nearby trauma center for
treatment.**




**Crews deliver toys to kids in need in Garden
Grove.**



Crews from Westminster and Garden Grove attend to a late-night structure fire.



Commercial fire in Garden Grove.



Multiple Division 1 crews participated in this swift water rescue.





Truck 81 and Engine 80 respond to a structure fire in Garden Grove.



Roof operations and post fire decontamination.





Memorandum

DATE: January 23, 2023
TO: Member Agencies – MWDOC Divisions Two & Three
FROM: Larry Dick, Director – Division Two
Bob McVicker, Director – Division Three
SUBJECT: Monthly Water Usage Data, Tier 2 Projection & Water Supply Information

The attached figures show the recent trend of water consumption in Orange County (OC), an estimate of Imported Water Sales for MWDOC, and selected water supply information.

- OC Water Usage, Monthly by Supply ***OCWD Groundwater was the main supply in November.***
- Estimated OC Water Usage, Monthly, Comparison to Previous Years Water usage in November ***2022 was well below average compared to the last 5 years.*** We are projecting a decrease in overall water usage compared to FY 2021-22. On July 8th 2021, state officials have ask California residents to voluntary reduce their water usage by 15% compared to 2020 levels.
- Historical OC Water Consumption Orange County M & I water consumption is ***projected to be 523,000 AF in FY 2022-23 (this includes ~11 TAF of agricultural usage and non-retail water agency usage).*** This is about ***23,000 AF less than FY 2021-22*** and is about ***37,000 AF less than FY 2020-21.*** Water usage per person is projected to be slightly lower in ***FY 2022-23 for Orange County at 148 gallons per day*** (This includes recycled water usage). Although OC population has increased 20% over the past two decades, water usage has not increased, on average. A long-term decrease in per-capita water usage is attributed mostly to Water Use Efficiency (water conservation) efforts. ***O.C. Water Usage has declined significantly since the FY 2013-14. Since FY 2013-14 average O.C. Annual Water usage is 535,000 AF, a decline of 86,500 AF since FY 2013-14.***

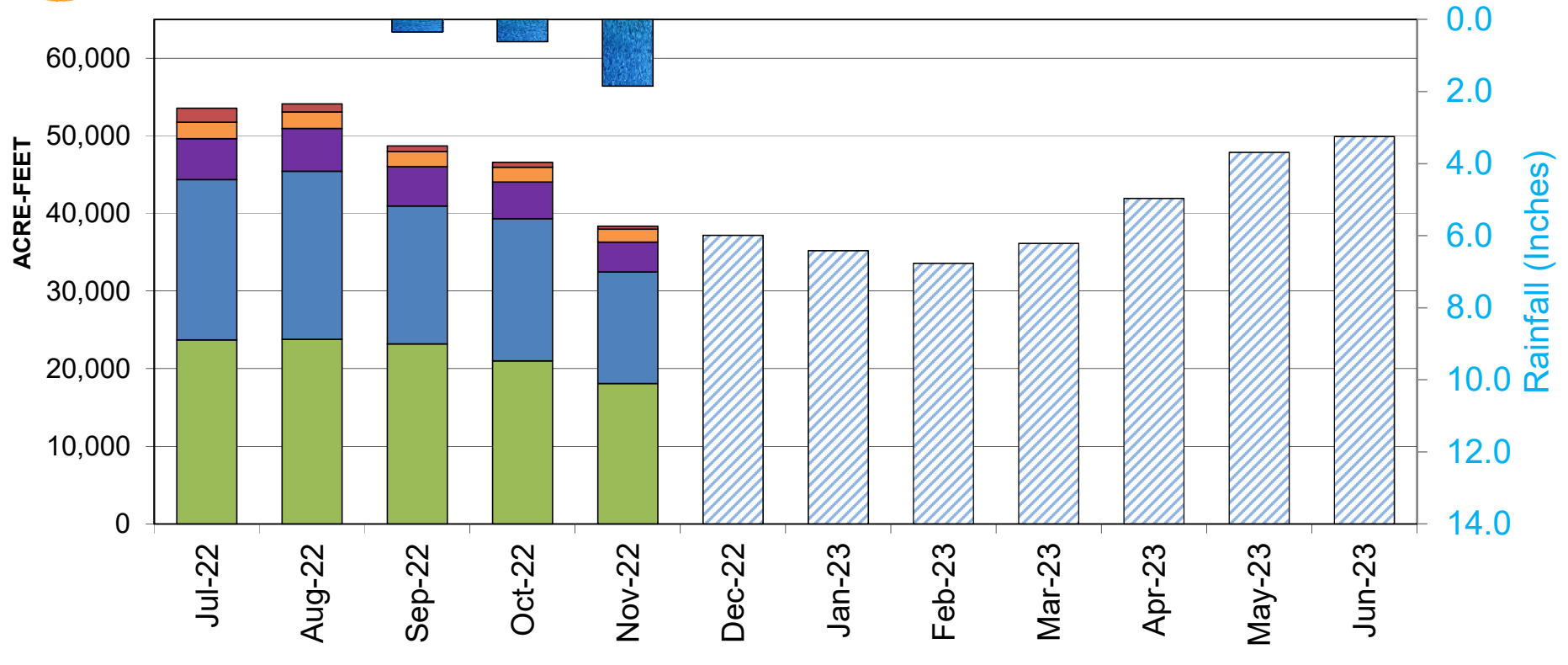
Water Supply Information Includes data on Rainfall in OC; the OCWD Basin overdraft; Northern California and Colorado River Basin hydrologic data; the State Water Project (SWP) Allocation, and regional storage volumes. The data have implications for the magnitude of supplies from the three watersheds that are the principal sources of water for OC. Note that a hydrologic year is Oct. 1st through Sept. 30th.

- Orange County's accumulated precipitation through **early January was above average** for this period. Water year to date rainfall in Orange County is **7.01 inches**, which is **173% of normal**.
- Northern California accumulated precipitation through **early January was 121% of normal for this period**. Water Year 2022 was 48% of normal while water year 2021 was 86% of normal. The **Northern California snowpack was 121% as of January 3rd, 2022. As of early January, 97.93%** of California is experiencing **moderate to severe drought conditions. 27.10%** of California is experiencing **extreme to exceptional drought conditions**. The State Water Project Contractors Table A Allocation was 5% as of January for WY 2023.
- Colorado River Basin accumulated precipitation through **early January was 119% of normal** for this period. The **Upper Colorado Basin snowpack was 122% of normal** as of January 3rd 2023. **Lake Mead and Lake Powell** combined have about **37.0% of their average storage volume** for this time of year and are at **25.6% of their total capacity**. For the first time on the Colorado River, Lake Mead's **levels have fallen below the "trigger" limit of 1,075 ft. at the end of a calendar year**. The US Bureau of Reclamation (USBR) has declared a shortage at Lake Mead, impacting Colorado River water deliveries to the Lower Basin states. Lake Mead as of early January was **30.03' BELOW the "trigger" limit**. The USBR has declared a **shortage on the Colorado River that started on January 1st 2022. There is a 100% chance of shortage continuing in 2023, 93% in 2024, 100% in 2025 and 93% in 2026**. Lake Mead as of early January was **1.81' BELOW the State of California "trigger" limit. There is a 0% chance of mandatory cutbacks for California in 2023, 77% in 2024 (-282 TAF), 71% in 2025 (-302 TAF) and 67% in 2026 (-293 TAF)**.



Fig. 1 OC Water Usage, Monthly by Supply with projection to end of fiscal year

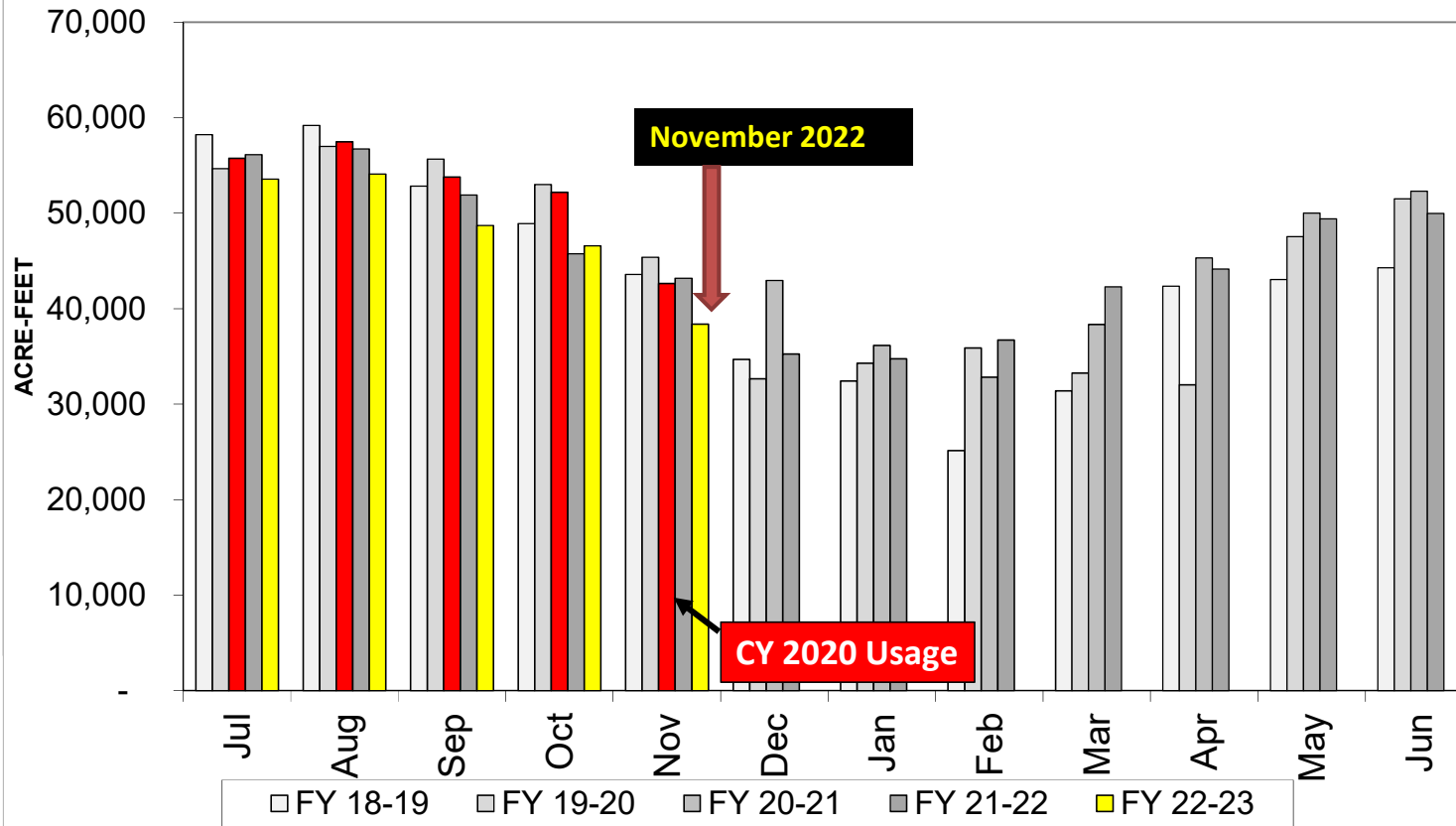
- Surface Water
- Recycled (Non Potable)
- Non-OCWD Groundwater
- Import [1]
- projected [3]
- OCWD Basin [2]
- Rainfall



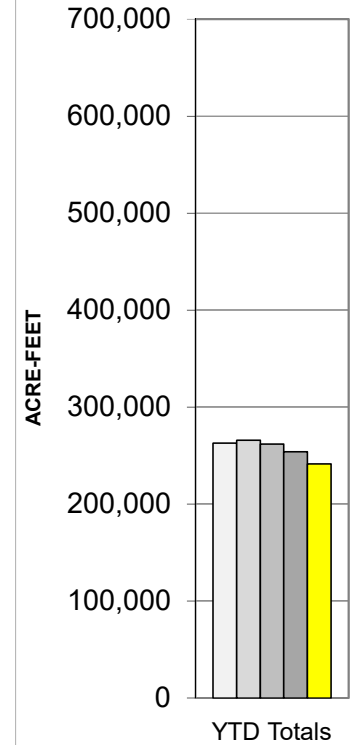
- [1] Imported water for consumptive use. Includes "In-Lieu" deliveries and CUP water extraction. Excludes "Direct Replenishment" deliveries of spreading water and deliveries into Irvine Lake.
- [2] GW for consumptive use only. Excludes In-Lieu water deliveries and CUP water extraction that are counted with Import. BPP in FY '22-23 is 77%.
- [3] MWDOC's estimate of monthly demand is based on the projected 5 Year historical retail water demand and historical monthly demand patterns.
- [4] Total water usage includes IRWD groundwater agricultural use and usage by non-retail water agencies.



Fig. 2 OC Monthly Water Usage [1]: Comparison to Last 4 Fiscal Years



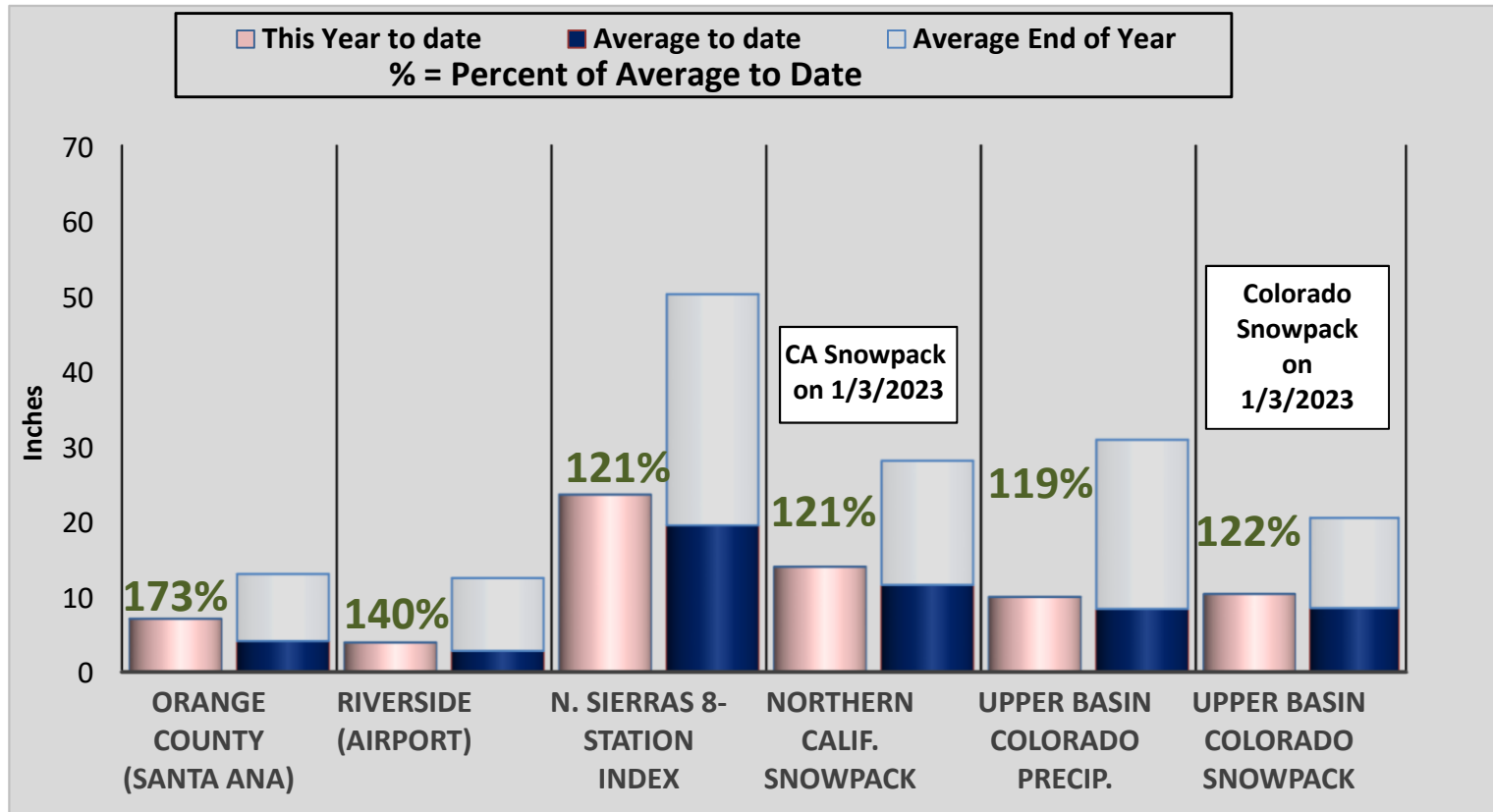
Partial Year Subtotals



[1] Sum of Imported water for consumptive use (includes "In-Lieu" deliveries; excludes "Direct Replenishment" and "Barrier Replenishment") and Local water for consumptive use (includes recycled and non-potable water and excludes GWRS production) Recent months numbers include some estimation.

Accumulated Precipitation


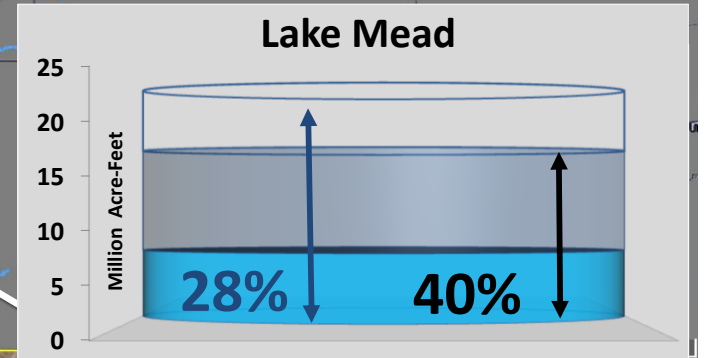
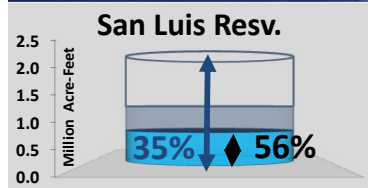
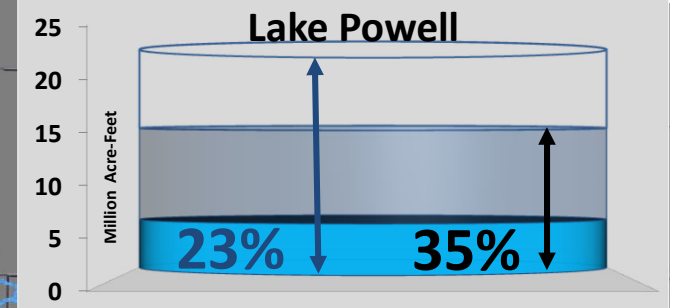
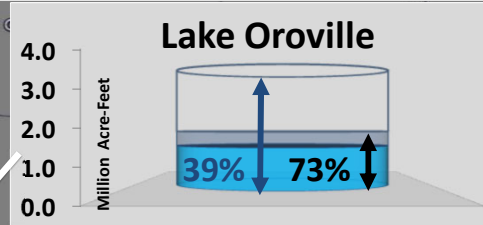

for the Oct.-Sep. water year, early of January 2023



* The date of maximum snowpack accumulation (April 1st in Northern Calif. , April 15th in the Upper Colorado Basin) is used for year to year comparison.

State Water Project, Colorado River, and MWD Reservoir Storage

as of January 4, 2023

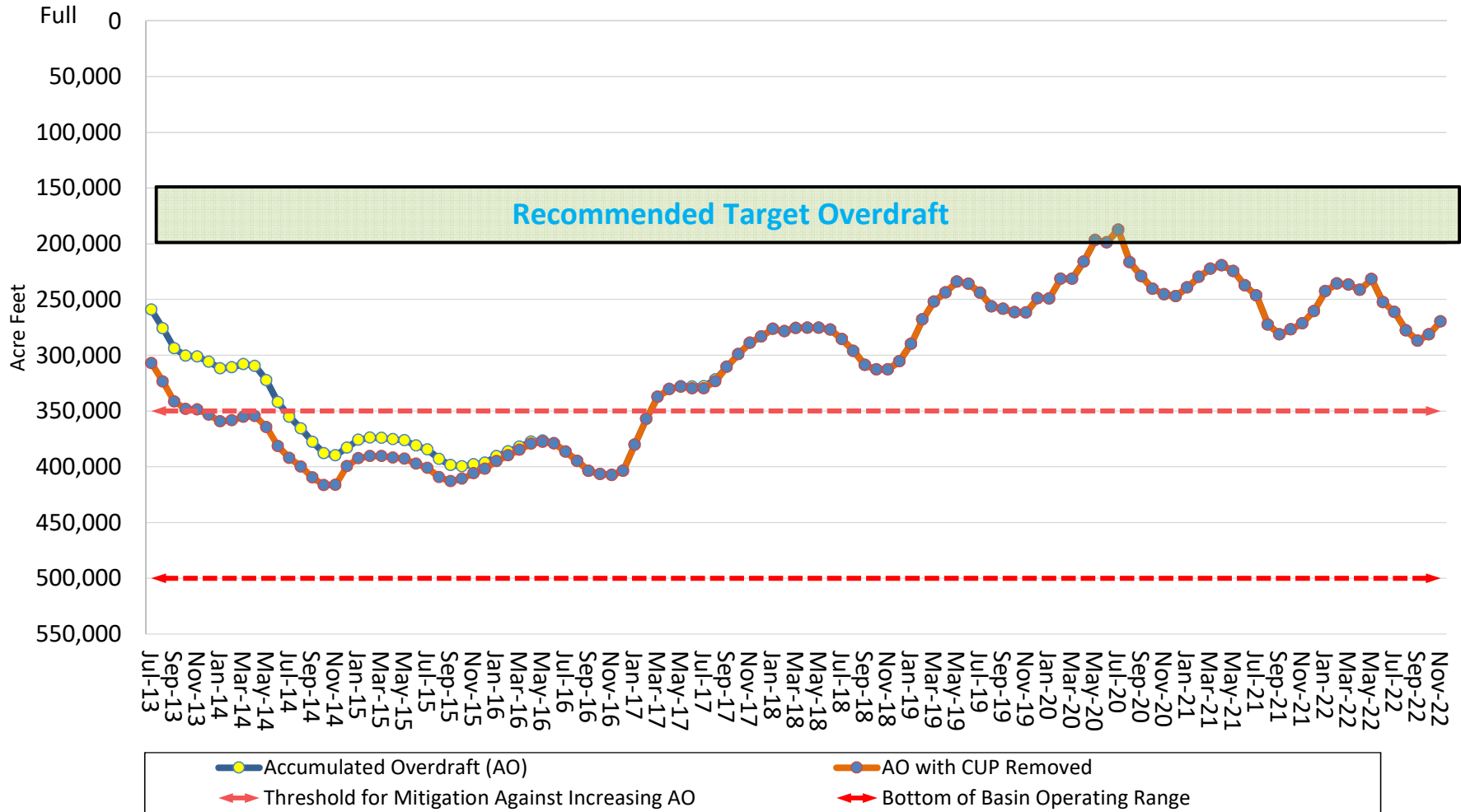


Reservoir Storage (Solid Blue)
Historical Reservoir Storage (Hatched Blue)

SWP Take Capacity = 0.185 MAF
CRA Take Capacity = 0.121 MAF
In Region Take Capacity = 0.437 MAF



Accumulated Overdraft of the OCWD Groundwater Basin as of November 2022



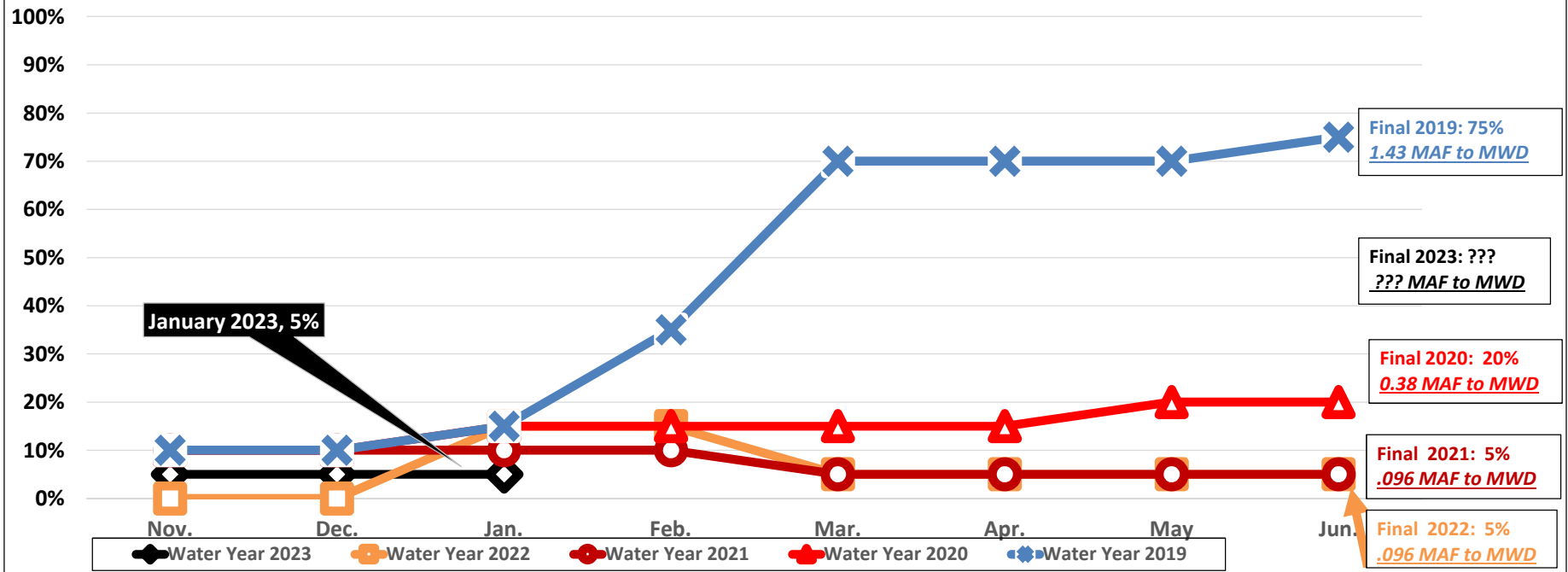
	Jul-21	Aug-21	Sep-21	Oct-21	Nov-21	Dec-21	Jan-22	Feb-22	Mar-22	Apr-22	May-22	Jun-22
AO (AF)	246,350	272,443	281,354	276,909	271,455	260,387	242,511	235,744	236,708	241,450	231,699	252,348
AO w/CUP removed (AF)	246,350	272,442	281,354	276,909	271,455	260,387	242,510	235,744	236,708	241,450	231,699	252,348
	Jul-22	Aug-22	Sep-22	Oct-22	Nov-22	Dec-22	Jan-23	Feb-23	Mar-23	Apr-23	May-23	Jun-23
AO (AF)	261,145	277,756	286,988	281,407	269,746							
AO w/CUP removed (AF)	261,145	277,756	286,986	281,407	269,746							

* Source ~ OCWD Monthly Board of Directors Packet, Water Resources Summary

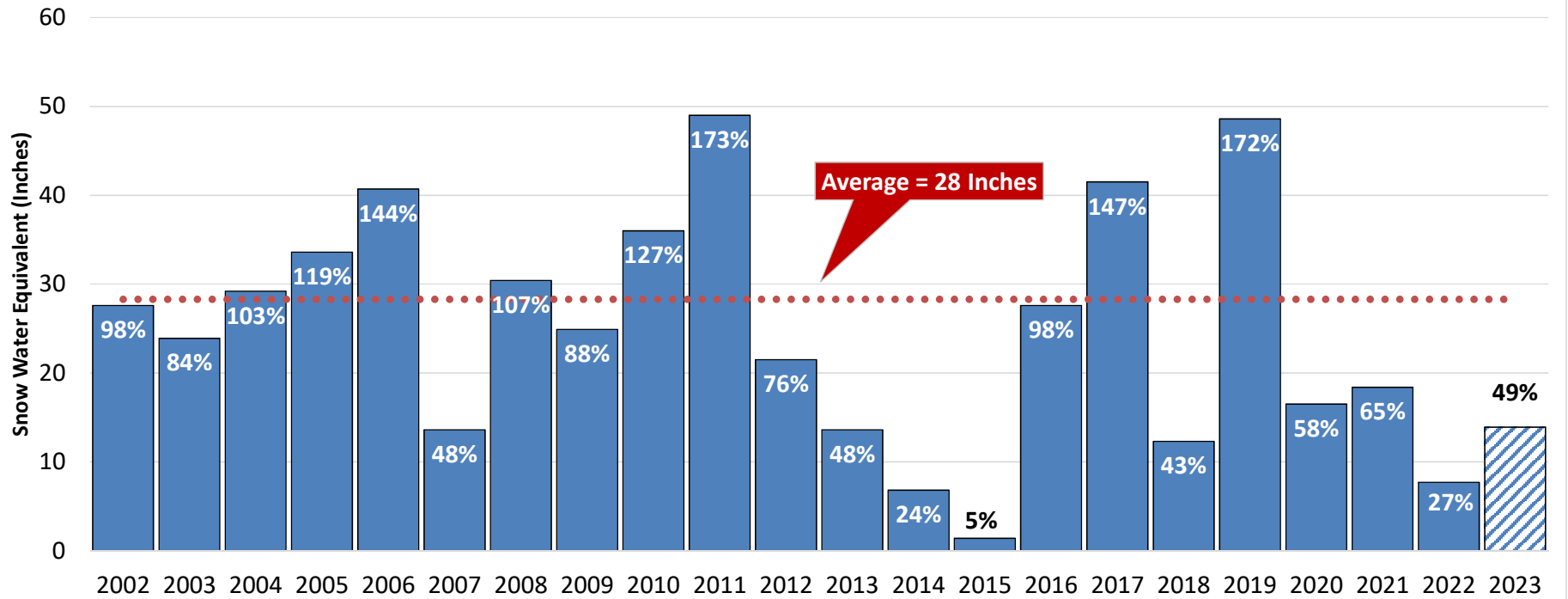


SWP TABLE A ALLOCATION PERCENTAGE

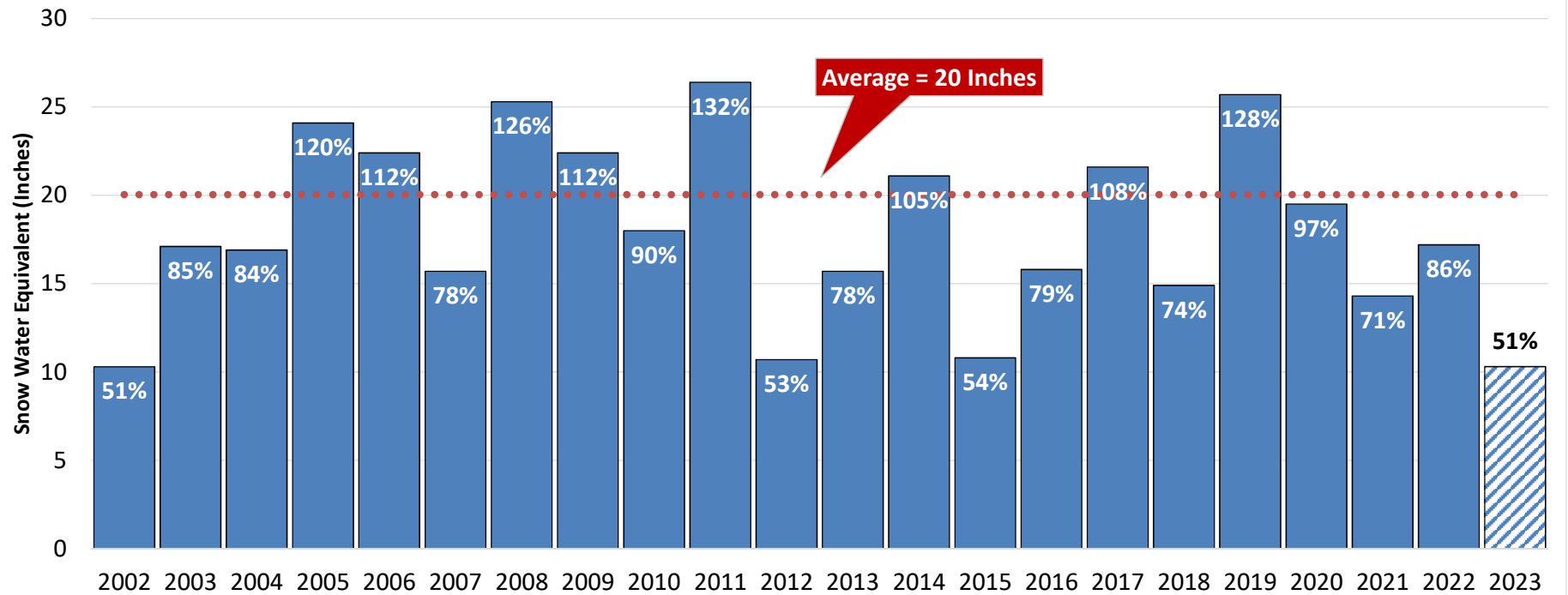
FOR STATE WATER PROJECT CONTRACTORS



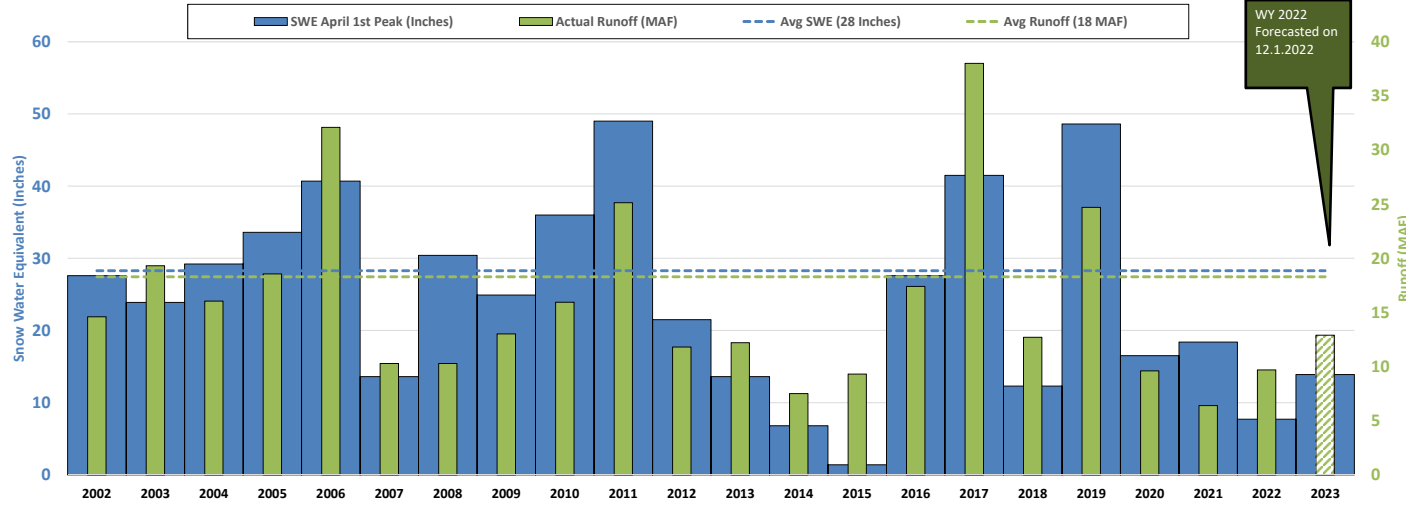
Historical Northern California April 1st Peak Snow Water Equivalent



Historical Colorado Basin April 15th Peak Snow Water Equivalent



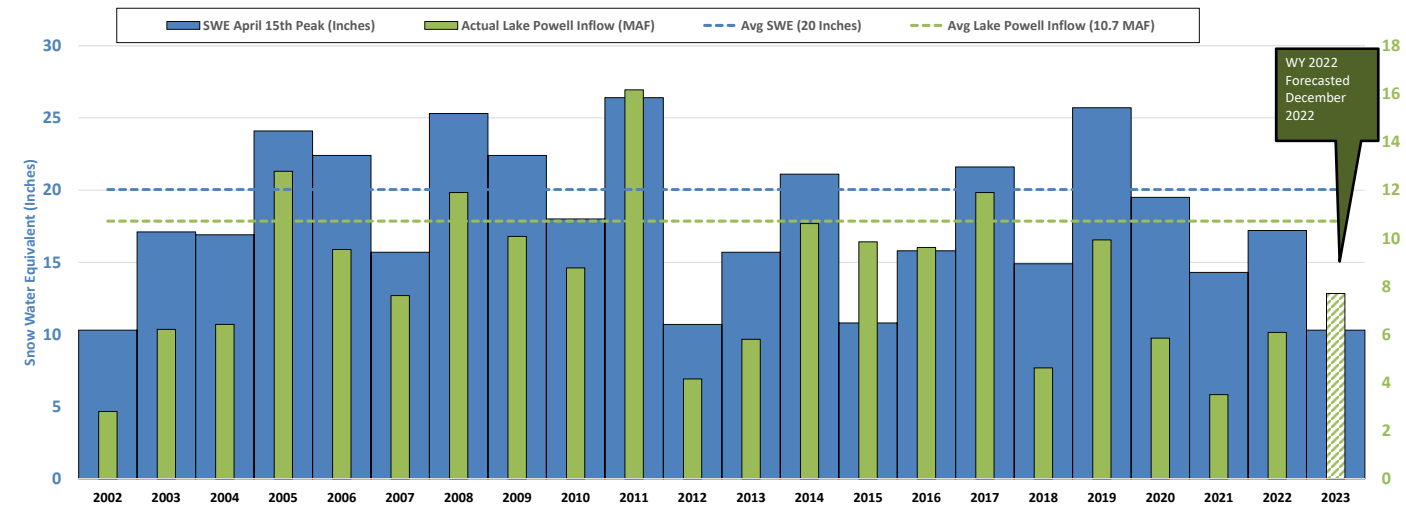
Northern California Historical Snow Water Equivalent (Inches) Vs Runoff (Million AF)



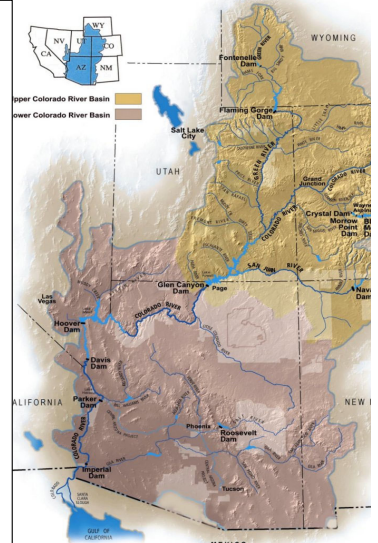
Sacramento River Basin



Upper Colorado Historical Snow Water Equivalent (Inches) Vs Runoff (Million AF)



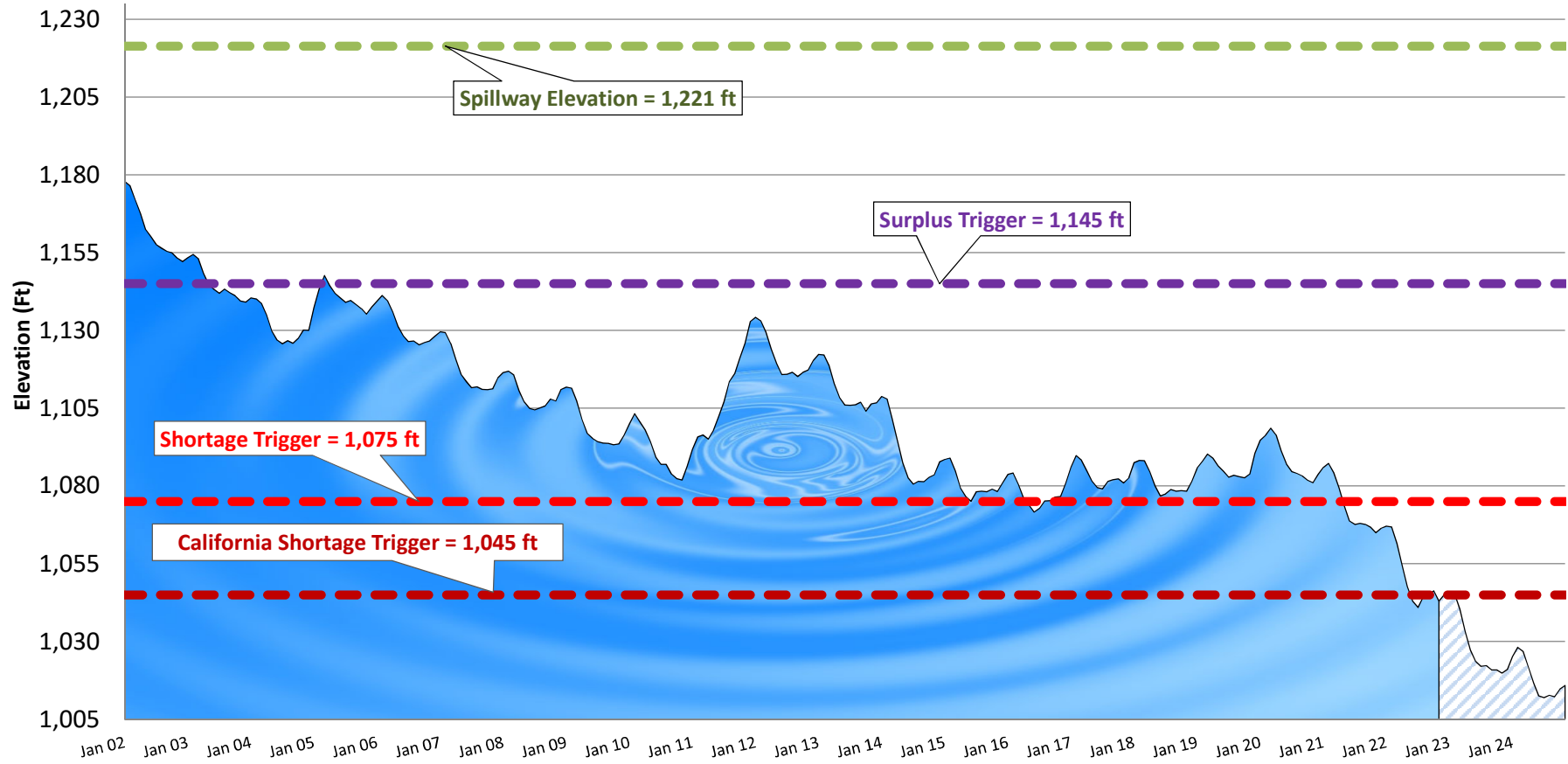
Colorado River Basin



Lake Mead Levels: Historical and Projected projection per USBR 24-Month Study

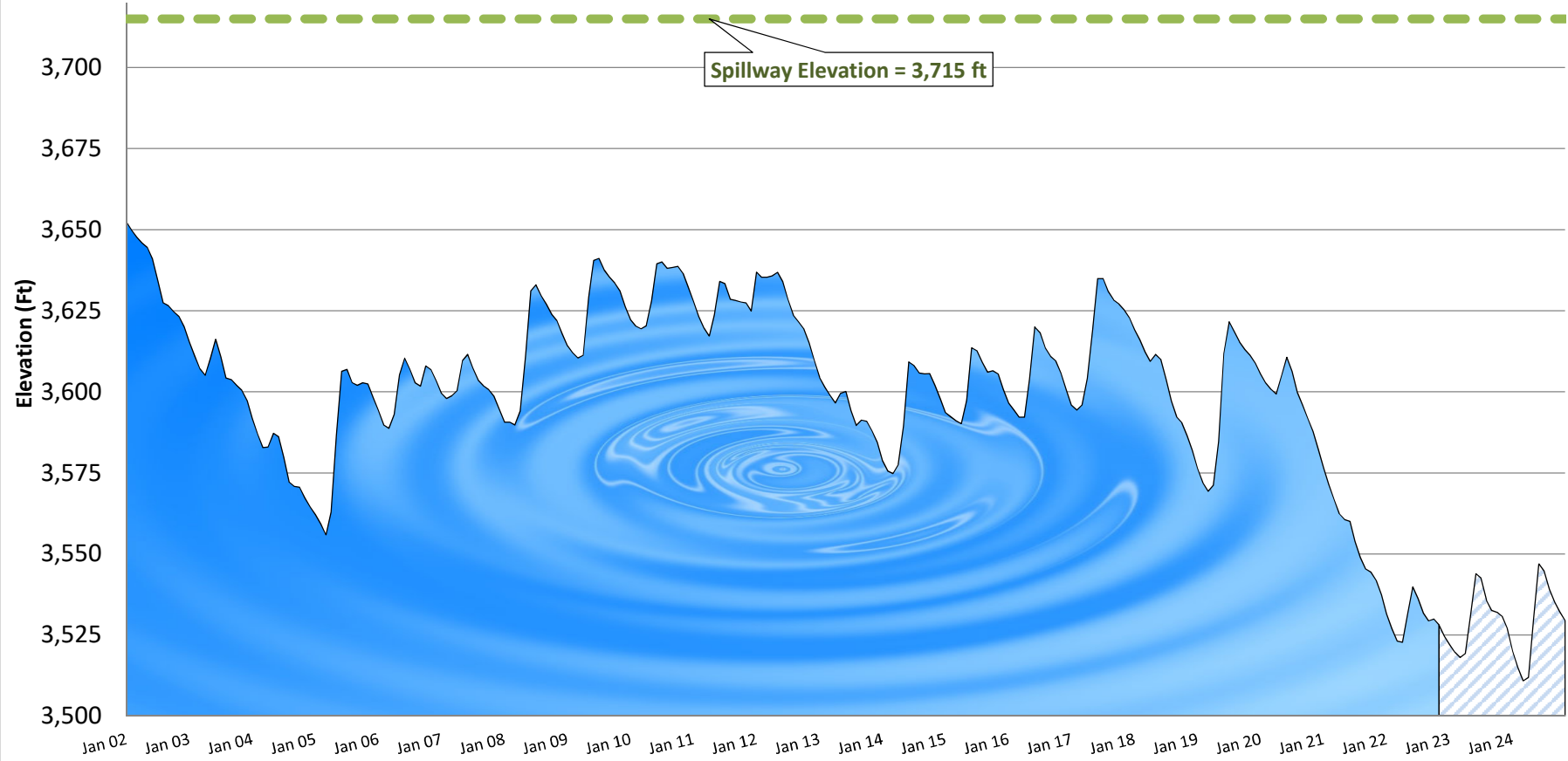


Projected
Historical

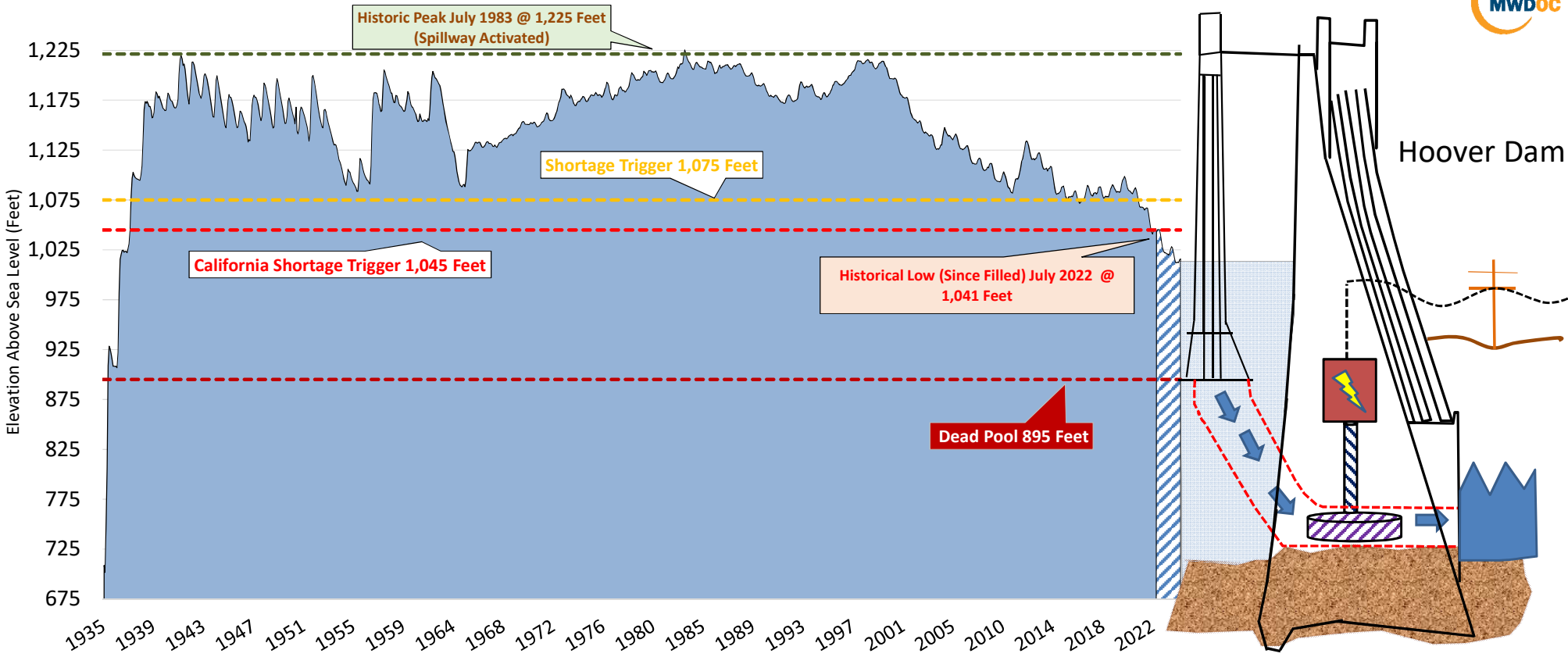


Lake Powell Levels: Historical and Projected projection per USBR 24-Month Study

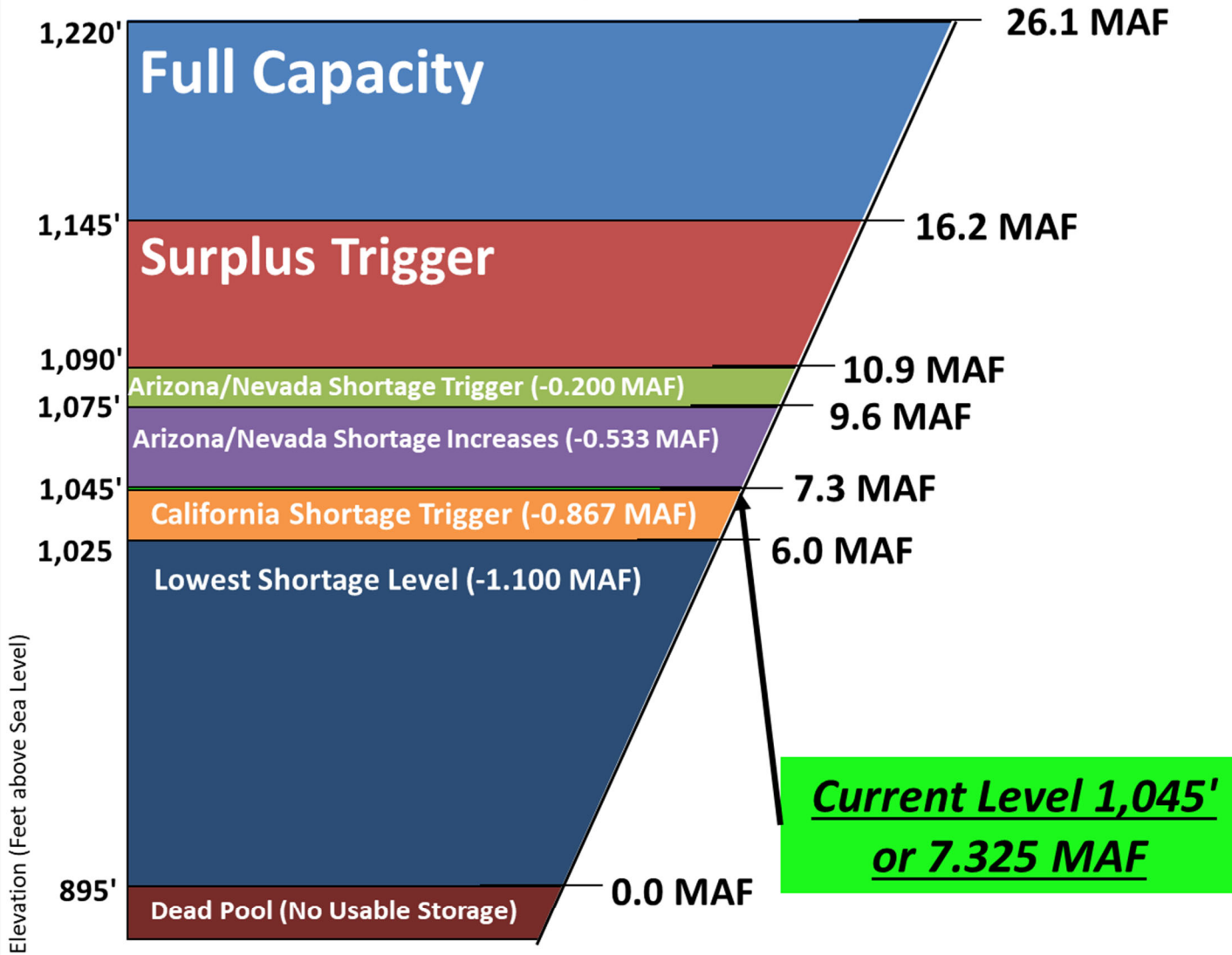
■ Historical □ Projected



Lake Mead Historical Water Elevation Level



Lake Mead Storage Level



Zimbra

teresap@ci.garden-grove.ca.us

CalOES Public Comment for 01/24/23 City Council Meeting

From : Brandi Garcia-Valdes <bgarciavaldes@icgworldwide.com> Tue, Jan 24, 2023 02:13 PM
Subject : CalOES Public Comment for 01/24/23 City Council Meeting 5 attachments
To : cityclerk@ggcity.org

Dear Garden Grove City Council,

On behalf of the California Governor's Office of Emergency Services (CalOES), I would like to briefly talk to you about the Earthquake Early Warning System we have here in California and the importance of Garden Grove residents downloading the MyShake App.

With the ever-present danger of earthquakes, California has developed the nation's first statewide earthquake warning system through the MyShake App and ground-motion sensors that can detect earthquakes. The MyShake App was developed by the UC Berkeley Seismology Lab and gives users crucial seconds of warning before an earthquake strikes to provide them with sufficient time to drop, cover, and hold on. During the latest 6.4 earthquake in Humboldt County in December and the 5.1 earthquake in San José in September, the MyShake App was extremely successful in alerting millions of people and gave warnings up to 100 seconds before the earthquake struck. After an earthquake, users can also report the shaking they felt on the app and if they experienced any damages The MyShake App is free to download on both iPhones and Androids and is available in Spanish. We urge you to share this crucial information with your communities, so that they can be better prepared for an earthquake.

Visit earthquake.ca.gov (also available in Spanish) for more information about this potentially life-saving information.

I would be happy to answer any further questions about the MyShake App or the California Earthquake Early Warning System or connect you with an expert from CalOES.

Best,

Brandi Garcia-Valdes | *Account Executive*
IMPRENTA COMMUNICATIONS GROUP, INC | *It's About Winning.*
www.icgworldwide.com
Cell: (626) 536-9639
Tel: (888) 494-0080



"2015 & 2016 Fastest Growing Company in America" 

2018 BULLDOG STARS OF PR
SOLUTIONS AGENCY OF THE YEAR





**Falck Mobile Health Corp. dba Care Ambulance
Quarterly Report for the 4th Quarter of 2022
City of Garden Grove**

Reporting Period	OCT	NOV	DEC	Quarterly Total
Total # of Code 3 Responses	413	464	513	1390
Total # of Code 3 Responses Within 10 Minutes	374	418	442	1234
% of Code 3 Requests Within 10 Minutes	90.6%	90.1%	86.2%	88.8%

Total # of Code 2 Responses	729	744	713	2186
Total # of Code 2 Responses Within 15 Minutes	695	700	673	2068
% of Code 2 Requests Within 15 Minutes	95.3%	94.1%	94.4%	94.6%

Total # of Responses	1142	1208	1226	3576
Total # of Responses Within Compliance	1069	1118	1115	3302
% of Requests Within Compliance	93.6%	92.5%	90.9%	92.3%

Total Number of Patients Transported	833	881	831	2545
Total Number of Calls Cancelled Without Transport	309	327	395	1031
Total Number of Unaccepted Requests	0	0	0	0
Total Number of Calls Referred to Mutual Aid Providers	0	0	0	0

Average Response Time	8:38	8:30	8:20	8:29
-----------------------	-------------	-------------	-------------	-------------

Contract Exceptions for this Quarter? NO

Quarterly Medical Supply Reimbursement \$46,191.75

WEEKLY MEMO 1-26-2023

SOCIAL MEDIA HIGHLIGHTS



Post Performance

January 19, 2023 - January 25, 2023

Review the lifetime performance of the posts you published during the publishing period.

Included in this Report

 Garden Grove Police Department



Garden Grove Police Depa...

Tue 1/24/2023 3:00 pm PST

Last night, while joined by his family, friends, colleagues and dignitaries, Chief Amir El-Farra took his official Oath of...



Impressions	3,423
Reach	3,365
Engagements	727
Engagement Rate (per Impression)	21.2%



Garden Grove Police Depa...

Mon 1/23/2023 12:00 pm PST

Ladies, did you know there are over 670,000 law enforcement officers, but only 12% of those are females? Answer the c...



Impressions	712
Reach	712
Engagements	49
Engagement Rate (per Impression)	6.9%



Garden Grove Police Depa...

Sun 1/22/2023 8:00 am PST

Happy #LunarNewYear! May the #YearOfTheCat bring you Health, Wealth and Happiness. Chúc Mừng Năm Mới...




Video Views	804
Impressions	1,863
Reach	1,799
Engagements	295
Engagement Rate (per Impression)	15.8%



Garden Grove Police Depa...

Sat 1/21/2023 6:03 pm PST

SRT Outreach & Cleanup Recap: last week, #GardenGrovePD's Special Resource Team (SRT) collaborated with Be Well OC and...



Impressions	12,530
Reach	10,952
Engagements	1,836
Engagement Rate (per Impression)	14.7%



Garden Grove Police Depa...

Sat 1/21/2023 6:03 pm PST




Impressions	10,039
Reach	8,834
Engagements	1,594
Engagement Rate (per Impression)	15.9%



Garden Grove Police Depa...

Sat 1/21/2023 6:03 pm PST



Impressions	10,039
Reach	8,834
Engagements	1,594
Engagement Rate (per Impression)	15.9%



Garden Grove Police Depa...

Thu 1/19/2023 12:00 pm PST

Are you interested in a career in law enforcement, but too young to be an officer? Our #cadet program is just for...



Impressions	2,167
Reach	2,074
Engagements	135
Engagement Rate (per Impression)	6.2%



Post Performance

January 19, 2023 - January 25, 2023

Review the lifetime performance of the posts you published during the publishing period.

Included in this Report

 @CityGardenGrove

 Garden Grove City Hall

 gardengrovecityhall



@CityGardenGrove

Wed 1/25/2023 4:07 pm PST

🏆 For the 37 consecutive yr, we've received the Certificate of Achievement for Excellence in Financial Reporting, from...



Impressions	—
Potential Reach	4,626
Engagements	—
Engagement Rate (per Impression)	—



gardengrovecityhall

Wed 1/25/2023 3:55 pm PST

🏆 For the 37th consecutive year, we have received the Certificate of Achievement for Excellence in Financial Reporting, from t...



Impressions	466
Reach	420
Engagements	10
Engagement Rate (per Impression)	2.1%



Garden Grove City Hall

Wed 1/25/2023 3:54 pm PST

🏆 For the 37th consecutive year, we have received the Certificate of Achievement for Excellence in Financial Reporting, from t...



Impressions	182
Reach	180
Engagements	4
Engagement Rate (per Impression)	2.2%



gardengrovecityhall

Wed 1/25/2023 12:21 pm PST



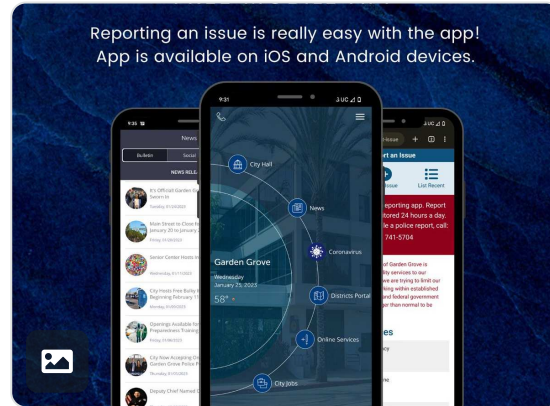
Impressions	353
Reach	353
Comments	0
Story Taps Back	13



@CityGardenGrove

Wed 1/25/2023 11:03 am PST

📱 Report an issue from your phone!
Download the City's free mobile app to report issues, such as abandoned furnitu...

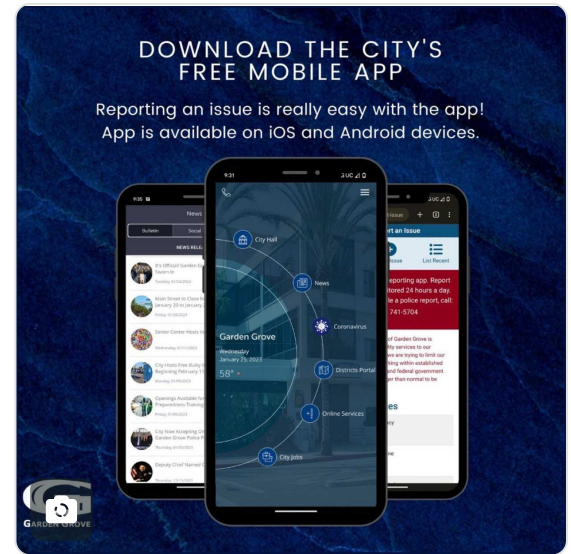


Impressions	—
Potential Reach	4,624
Engagements	—
Engagement Rate (per Impression)	—



gardengrovecityhall

Wed 1/25/2023 11:01 am PST



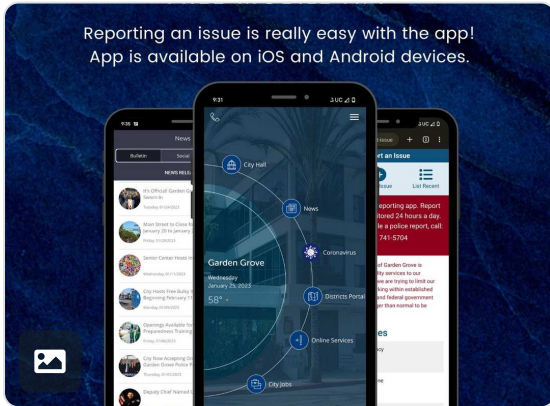
Impressions	469
Reach	456
Comments	0
Story Taps Back	10



gardengrovecityhall

Wed 1/25/2023 11:00 am PST

📱 Report an issue from your phone!
Download the City's free mobile app to report issues, such as abandoned furnitu...



Impressions	627
Reach	591
Engagements	20
Engagement Rate (per Impression)	3.2%



Garden Grove City Hall

Wed 1/25/2023 10:58 am PST

📱 Report an issue from your phone!
Download the City's free mobile app to report issues, such as abandoned furnitu...



Impressions	672
Reach	669
Engagements	7
Engagement Rate (per Impression)	1%



gardengrovecityhall

Tue 1/24/2023 5:40 pm PST



Impressions	620
Reach	604
Comments	0
Story Taps Back	10



@CityGardenGrove

Tue 1/24/2023 1:05 pm PST

[youtube.com/watch?v=ipJrgX...](https://www.youtube.com/watch?v=ipJrgX...)

It's Official! Garden Grove's 14th Police Chief is Sworn In - Last night, hundreds...



Impressions	185
Potential Reach	4,623
Engagements	12
Engagement Rate (per Impression)	6.5%



gardengrovecityhall

Tue 1/24/2023 1:00 pm PST

It's Official! Garden Grove's 14th Police Chief is Sworn In 🎉 Last night, hundreds filled the Garden Grove Community...



Impressions	1,408
Reach	1,103
Engagements	83
Engagement Rate (per Impression)	5.9%




Garden Grove City Hall


Tue 1/24/2023 12:48 pm PST




Impressions	—
Reach	—
Engagements	—
Engagement Rate (per Impression)	—

 **Garden Grove City Hall**
Tue 1/24/2023 12:48 pm PST


🔊 It's Official! Garden Grove's 14th Police Chief is Sworn In 🎉 Last night, hundreds filled the Garden Grove Community...




Impressions	1,170
Reach	889
Engagements	134
Engagement Rate (per Impression)	11.5%

 **@CityGardenGrove**
Mon 1/23/2023 4:48 pm PST


Full-Time Housing Specialist, Bilingual-Spanish: We're seeking a qualified individual to assist with the...




Impressions	176
Potential Reach	4,622
Engagements	9
Engagement Rate (per Impression)	5.1%

 **gardengrovecityhall**
Mon 1/23/2023 4:44 pm PST


!! Apply Now: Full-Time Housing Specialist (Bilingual -Spanish) The Garden Grove Housing Authority is seeking a qualified...




Impressions	3,690
Reach	3,259
Engagements	137
Engagement Rate (per Impression)	3.7%

 **Garden Grove City Hall**
 Mon 1/23/2023 4:42 pm PST


!! Apply Now: Full-Time Housing Specialist (Bilingual -Spanish) The Garden Grove Housing Authority is seeking a qualified...



Impressions	5,112
Reach	5,112
Engagements	355
Engagement Rate (per Impression)	6.9%


 **@CityGardenGrove**
 Mon 1/23/2023 11:55 am PST

[▶youtube.com/watch?v=mNwh2o...](https://www.youtube.com/watch?v=mNwh2o...) ✂️ The ribbon is cut! Garden Grove Park’s new all-inclusive aircraft-themed playground boasts airfield- & space-themed play structures, play chimes, a rocking play feature called the Cruiser & more! Please subscribe to [@GardenGroveTV3](https://www.youtube.com/@GardenGroveTV3).




[GG1956](#)

Post Link Clicks	5
Impressions	189
Potential Reach	4,622
Engagements	14
Engagement Rate (per Impression)	7.4%

 **Garden Grove City Hall**
 Mon 1/23/2023 11:50 am PST

✂️ The ribbon is cut! Garden Grove Park’s new all-inclusive aircraft-themed playground boasts airfield- and space-...



Video Views	131
Impressions	320
Reach	303
Engagements	33
Engagement Rate (per Impression)	10.3%



Garden Grove City Hall

Mon 1/23/2023 8:41 am PST

Gather your bulky items, because the Community Cleanup Days are back! - February 11 | Garden Grove Park, at 930...



Impressions	—
Reach	—
Engagements	—
Engagement Rate (per Impression)	—



Garden Grove City Hall

Mon 1/23/2023 8:41 am PST

Gather your bulky items, because the Community Cleanup Days are back! - February 11 | Garden Grove Park, at 930...



Impressions	392
Reach	378
Engagements	31
Engagement Rate (per Impression)	7.9%



gardengrovecityhall

Sun 1/22/2023 8:00 am PST

🌟💎 Happy Lunar New Year! May today be full of beauty and bounty. 🇺🇸🇨🇳 #gg1956 #gardengrove #LunarNewYear #LunarY...



Impressions	1,103
Reach	1,008
Engagements	89
Engagement Rate (per Impression)	8.1%



Garden Grove City Hall

Sun 1/22/2023 8:00 am PST

🌟💎 Happy Lunar New Year! May today be full of beauty and bounty. 🌸🍷 #gg1956 #gardengrove #LunarNewYear #LunarY...



Impressions	2,096
Reach	2,066
Engagements	130
Engagement Rate (per Impression)	6.2%



@CityGardenGrove

Fri 1/20/2023 3:36 pm PST

🚧 Historic Main Street is closed now through Monday, 1/23, at 6 AM, for the Friday Night Car Show and Flower Street...



Impressions	382
Potential Reach	5,622
Engagements	28
Engagement Rate (per Impression)	7.3%



gardengrovecityhall

Fri 1/20/2023 3:33 pm PST

🚧 Main Street to Close for Community Events, January 20 to January 23 Historic Main Street is closed now through Mond...



Impressions	3,363
Reach	2,904
Engagements	186
Engagement Rate (per Impression)	5.5%



Garden Grove City Hall

Fri 1/20/2023 3:33 pm PST

🚧 Main Street to Close for Community Events, January 20 to January 23 Historic Main Street is closed now through Mond...



Impressions	2,340
Reach	2,340
Engagements	238
Engagement Rate (per Impression)	10.2%



@CityGardenGrove

Fri 1/20/2023 11:10 am PST

📌 The community is invited to attend the Startup Game Changer Summit, on Thursday, 1/26, from 12:30 PM to 5 PM,...



Impressions	197
Potential Reach	4,617
Engagements	5
Engagement Rate (per Impression)	2.5%



gardengrovecityhall

Fri 1/20/2023 11:00 am PST

📌 Are you looking to boost your startup, build new relationships with founders and investors, and learn the latest growth...



Impressions	1,155
Reach	1,054
Engagements	22
Engagement Rate (per Impression)	1.9%



Garden Grove City Hall

Fri 1/20/2023 11:00 am PST

Are you looking to boost your startup, build new relationships with founders and investors, and learn the latest growth...



Impressions	1,160
Reach	1,115
Engagements	22
Engagement Rate (per Impression)	1.9%



Garden Grove City Hall

Thu 1/19/2023 12:09 pm PST

The community is invited to the #OCTetFestival! Enjoy traditional Vietnamese food, carnival rides, live...



Impressions	9,894
Reach	9,764
Engagements	648
Engagement Rate (per Impression)	6.5%

WEEKLY MEMO 1-26-2023

NEWS ARTICLES

OC Register
January 25, 2023

Garden Grove Councilmember Kim Bernice Nguyen launches CA-45 campaign

GOP Rep. Michelle Steel recently won reelection to the district



Garden Grove Councilmember Kim Bernice Nguyen is running for CA-45 in 2024, the seat currently held by U.S. Rep. Michelle Steel. (Courtesy of Kim Bernice Nguyen)

By [KAITLYN SCHALLHORN](#) | kschallhorn@scng.com | Orange County Register

PUBLISHED: January 25, 2023 at 4:52 p.m. | UPDATED: January 25, 2023 at 4:52 p.m.

Garden Grove Councilmember [Kim Bernice Nguyen](#) has her eyes set on a congressional seat.

The two-term councilmember launched a [2024 bid](#) for the 45th congressional district, held by Republican Rep. Michelle Steel, on Wednesday, touting her experience with local government and bipartisanship.

“While Washington plays political games, California families are struggling, dealing with the rising cost of living, education and healthcare, as well as climate disasters like floods and wildfires,” Nguyen said.

California’s C-shaped 45th district starts in Fountain Valley, curves north to pick up Cerritos in Los Angeles County and rounds out in Placentia.

Steel was first elected to the seat in 2020 — [then, just one of three](#) that marked the first time since 1994 that a Republican unseated an incumbent Democrat in a House race in California.

A former county supervisor and state Board of Equalization member, Steel won reelection in 2022, [beating Democratic opponent](#) Jay Chen by about 10,000 votes in what was a volatile campaign.



Rep. Michelle Steel speaks to supporters at her campaign office in Buena Park, CA on Monday, September 26, 2022. (Photo by Paul Bersebach, Orange County Register/SCNG)

Nguyen, 31, [lost her bid](#) for the Orange County Board of Supervisors in 2022 [to now-former Santa Ana Mayor Vicente Sarmiento](#) in a Dem-on-Dem race.

Despite the loss, Nguyen learned a valuable lesson from the race, which she said ended up being closer than people predicted: Don't count her out.

“Even when I ran for reelection or first ran for office, there’s a lot of people who told me, ‘You’re too young, wait your turn, pay your dues, not right now.’ You internalize that, and that’s always stayed with me,” Nguyen said. “But it’s pushed me to work hard to prove myself because I knew I was capable. I knew I could do the job and had the community’s trust.

“That (supervisor) race shows folks that I shouldn’t be written off,” she said. “I work hard, and I believe in the work of a public servant to elevate and lift the voices of the community I represent.”

Nguyen is the daughter of a Vietnamese refugee and a Mexican immigrant. And when she first won her seat on the Garden Grove council — where she represents the western [District 6](#), home to the city's densest population of Hispanic Americans and the Christ Cathedral — she became its first member of Hispanic descent. While she touts her bipartisan work on the council, there are a few issues she won't waver on, she said — one of them being reproductive rights.

Nguyen said she is a survivor of rape from about 10 years ago and suffered a miscarriage last year.

"It's really important for me to have the ability to make decisions over my own body, and none of us take that responsibility lightly. It's deeply personal," she said.

Other important issues for her include housing — she was recently a renter, only just buying her condo last year — and health care, including mental health.

Steel faced a 5-point deficit in voter registration last year, and Nguyen's campaign said the district is already earmarked by Democrats as a potential pickup in 2024.

"Michelle's bipartisan record of common sense solutions, putting people before politics and being a strong voice against the DC status quo is why she receives support from Republicans, Democrats and Independents," Lance Trover, a campaign spokesperson for the congresswoman, said in a statement. "Southern California voters know her record of fighting for lower taxes, standing up to China and ensuring everyone has a shot at the American dream is why she was resoundingly re-elected in 2022 and will be again in 2024."

In the 2022 midterms, more than 217,400 people in the district cast ballots in the CA-45 race.

OC Register
January 25, 2023

Reps. Lou Correa and Michelle Steel to co-chair group focused on Vietnamese communities



Reps. Lou Correa, D-Anaheim, and Michelle Steel, R-Seal Beach, will co-chair the Congressional Vietnam Caucus. It's the first time the caucus will have two co-chairs representing Orange County. (Photo courtesy of the Office of Congressman Lou Correa)

By [HANNA KANG](#) | hkang@scng.com |

PUBLISHED: January 24, 2023 at 8:05 a.m. | UPDATED: January 25, 2023 at 6:12 p.m.

Two Orange County politicians will co-chair the Congressional Vietnam Caucus for the first time.

Reps. [Lou Correa](#), D-Anaheim, and Michelle Steel, R-Seal Beach, are spearheading the Congressional Vietnam Caucus this year, a group focused on bilateral U.S.-Vietnam relations and prioritizing issues important to Vietnamese American communities across the country, according to Correa's office.

The Orange County pair joins Reps. Zoe Lofgren, a Bay Area Democrat who represents one of the largest Vietnamese communities outside of Vietnam, and Chris Smith, a Republican from New Jersey, as additional co-chairs of the caucus.

“This is a very, very exciting year,” Steel said in a joint interview with Correa. “For the first time, Orange County will have two bipartisan co-chairs, representing one of the largest Vietnamese communities in the nation.”

Correa and Steel have represented most of the Little Saigon community, in some fashion, over the past 25 years, the Democratic lawmaker said.

“We’ve made some wonderful friendships in the Vietnamese community. These are our friends and neighbors, and we’re excited to be co-chairs because over the years both of us have gotten very acquainted with not only the historical but also the personal perspective of the history of Vietnamese Americans in this country,” Correa said.

Steel’s 45th congressional district includes the cities of Garden Grove, Westminster and Fountain Valley, all home to large Vietnamese populations. Correa has also represented Orange County’s Vietnamese community in Garden Grove, Orange and Santa Ana over the course of his career.

“Michelle and I will be reminded of our mission on a daily basis, why we’re in Washington and what we have to do and how hard we have to work,” he said.

Steel, a Korean American immigrant whose parents fled communist North Korea, said her unique background has helped her relate to the Vietnamese diaspora. The community in Orange County, which still is mostly made up of immigrants who run small businesses, need proper support, she said.

“We have to empower everyone, especially the first generation, to achieve their American Dream like I did,” Steel said. “I was born in Korea and raised in Japan, and now I’m a member of Congress. I want all of the Vietnamese American community to achieve their dreams too.”

Correa recalled memories of going to high school with Vietnamese refugees and learning about their individual experiences. He became acutely aware about the war through television, but what made it more personal for him was interacting with the flood of these new Americans in search for freedom, Correa said.

“Learning more about their experience, learning what they had lost, learning about the family members that have been left behind,” he said. “And the dream the Vietnamese community has today and has had of restoring freedoms, human rights, religious freedom to Vietnam again.”

The duo has worked together in the past to introduce legislation and resolutions pertaining to the Vietnamese community.

In April 2022, they introduced a resolution commemorating the 47th anniversary of the fall of Saigon, and in May, they introduced a bipartisan bill that would prohibit detaining or deporting Vietnamese refugees who arrived on or before July 12, 1995.

Both were co-sponsored by a mix of California Democrats and Republicans, including Reps. Barbara Lee, Young Kim, Ro Khanna and Katie Porter.

Correa and Steel pledged to continue their work on improving the lives of Vietnamese Americans in their districts and across the country and to find bipartisan solutions to challenges abroad, including basic human rights violations, religious liberty and press freedom.

"I'm always grateful because even though we are from different parties, we've been working together on bipartisan issues," Steel said.

"Partisanship should not be the controlling factor here," Correa said. "Both Michelle and I agree we've got to work together to represent the greater community as well as the Vietnamese American community. This is the way it's supposed to work. We're both paid to go to Washington to fix problems for people who we represent."

OC Register
January 25, 2023

9 Orange County restaurants make Yelp's Top 100 Places to Eat



Broken Mouth, a Hawaiian-Korean cafe inside of a food hall on Los Angeles Street at 7th Street was named #1 on Yelp's Top 100 places to eat list. Restaurant founder, Tim Lee, in the small kitchen in Los Angeles on Tuesday, Jan. 24, 2023. (Photo by Dean Musgrove, Los Angeles Daily News/SCNG)

By [CAITLIN ANTONIOS](mailto:cantonios@scng.com) | cantonios@scng.com |

PUBLISHED: January 25, 2023 at 7:00 a.m. | UPDATED: January 25, 2023 at 1:45 p.m.

Yelp has revealed its 10th annual Top 100 Places to Eat in the United States, which features 28 California restaurants, the most of any state, with 17 of those being restaurants in L.A., O.C., and Riverside counties, including the top spot.

The list, released Wednesday, Jan. 25, is curated by a combination of community suggestions, reviews, ratings and geographic representation based on an equal share of submissions of top-rated restaurants nationally, according to Yelp. Food trucks, delis and cafés are also taken into consideration, not just restaurants.

This year's top spot went to Downtown L.A.'s [Broken Mouth](#), a Hawaiian-Korean fusion eatery located in a food hall and serving classics like spam musubi and Hawaiian-style meat jun (thinly sliced beef with an egg batter). On Yelp, Broken Mouth has a 5-star rating and more than 1,300 reviews.



Sunbliss Cafe in Anaheim, CA was named on Yelp's 10th annual Top 100 Places to Eat in the United States. (Photo by Paul Bersebach, Orange County Register/SCNG)
For the first time in the list's history, island cuisine dominated the top five spots. Kaaloa's Super Js Authentic Hawaiian in Captain Cook, Hawaii and Adela's Country Eatery in Kaneohe, Hawaii took the second and fifth spots.

Here are the other Southern spots that made [the list](#) and their rankings:


Orange County

- **6. Sunbliss Cafe** (Anaheim)
- **10. Sababa Falafel Shop** (Garden Grove)
- **13. Little France Coffee & Bakery** (Mission Viejo)
- **18. Trust** (Santa Ana)
- **34. Maison Cafe & Market** (Dana Point)
- **44. OmG Omakase by Gino** (Santa Ana)
- **70. Thanh Do Restaurant** (Garden Grove)
- **81. Corazon Taste of Mexico** (Brea)
- **94. Hanuman Thai Eatery** (Costa Mesa)

Los Angeles County

- **12. Appu's Cafe** (Long Beach)
- **23. BMORE Protein Pub** (Long Beach)

- **25. Rajas con Crema** (Maywood)
- **61. Lord Empanada** (Monrovia)
- **89. Fiore Market Cafe** (South Pasadena)



Riverside County

- **7: The Nook Cajun Cafe** (Norco)
- **46. Nonno's Ristorante** (Murrieta)

San Diego County had four places on the list and Ventura County had one.

The state with the second-most eateries was Florida with 14 on the list, Texas had the third most with 8 and Nevada and Arizona had 5 and 4 restaurants each, according to Yelp data. Since the list's debut, restaurants in Las Vegas have made the list over 30 times, making the city with the most appearances. In close second, Los Angeles and San Diego with 28 appearances each.

For this year's full list, visit the [Collection](#) on the Yelp app or website.



CITY OF GARDEN GROVE NEWS

CONTACT: Sgt. Lino Santana
Garden Grove Police Department
(714) 741-5704; linos@ggcity.org

FOR IMMEDIATE RELEASE

Public Information Office (714) 741-5280

Follow the City of Garden Grove on Social Media

Friday, January 20, 2023



MAIN STREET TO CLOSE FOR COMMUNITY EVENTS, JANUARY 20 TO JANUARY 23

Today, Friday, January 20, 2023, at 3:00 p.m., Historic Main Street will close for the Friday Night Car Show, and will remain closed through 6:00 a.m. on Monday, January 23, 2023, during the Flower Street event. Parking on Historic Main Street and the Pecor Plaza lot will be restricted during that time. Historic Main Street will be accessible to pedestrians and businesses will remain open.

For more information on the street closure, contact the Garden Grove Police Department at (714) 741-5704.

The Friday Night Car Show will take place on Friday, January 20, from 5:00 p.m. to 8:00 p.m. The Flower Street event will be held on Saturday, January 21 through Sunday, January 22, from 11:00 a.m. to 10:00 p.m.

For information on the Friday Night Car Show, visit facebook.com/mainstreetggcarshow. For information on the Flower Street event, visit facebook.com/flowerstreetvn.

###



MEDIA ALERT

FOR IMMEDIATE RELEASE

CONTACT: Ana Pulido
PIO, Office of Community Relations
(714) 741-5280/anap@ggcity.org

Public Information Office (714) 741-5280

Follow the City of Garden Grove on Social Media



Friday, January 20, 2023

**GARDEN GROVE'S NEW POLICE CHIEF
TO BE SWORN IN JANUARY 23**

Media is invited to attend the swearing-in and welcome reception for Garden Grove's 14th Chief of Police Amir El-Farra on Monday, January 23, 2023, at 5:30 p.m. Garden Grove City Manager Scott Stiles will officiate the program with remarks by Garden Grove Mayor Steve Jones. Family, friends, and colleagues of Chief El-Farra, as well as elected officials and members of law enforcement will be in attendance.

WHAT: Swearing-in and welcome reception for Garden Grove Police Chief Amir El-Farra.

WHEN: Monday, January 23, 2023; 5:30 p.m.

WHERE: Garden Grove Community Meeting Center
11300 Stanford Avenue, Garden Grove, CA 92840

PHOTO

OPPORTUNITIES: -Invocation by Garden Grove Police Chaplain, Pastor James Scheller
-Administration of oath by Chief El-Farra's brother, Johan El-Farra
-Badge pinning by Chief El-Farra's wife, Erinn El-Farra

FOR INFORMATION: ggcity.org/directors/amir-el-farra

Media interviews and photo opportunities following the program.

###

MISCELLANEOUS ITEMS

January 26, 2023

1. Calendar of Events
2. Notice of cancellation of the February 2, 2023 Garden Grove Planning Commission meeting.
3. League of California Cities from January 20, 2023 to January 26, 2023.



CALENDAR OF EVENTS

January 26, 2023 – March 23, 2023

Thursday	January 26		\$2 Casual Dress Day
		9:00 a.m.	Zoning Administrator Meeting, CMC
Friday	January 27		City Hall Closed – Regular Friday Closure
Thursday	February 2	7:00 p.m.	Planning Commission Meeting, CMC CANCELLED
Friday	February 10		City Hall Closed – Regular Friday Closure
Tuesday	February 14	5:30 p.m. 6:30 p.m.	Closed Session, CMC Successor Agency Meeting, CMC City Council Meeting, CM
Thursday	February 16	7:00 p.m.	Planning Commission Meeting, CMC
Monday	February 20		City Hall Closed – President’s Day
Thursday	February 23		\$2 Casual Dress Day
Friday	February 24		City Hall Closed – Regular Friday Closure
Tuesday	February 28	5:30 p.m. 6:30 p.m.	Closed Session, CMC Housing Authority, CMC Sanitary District Board, CMC Successor Agency Meeting, CMC City Council Meeting, CMC
Thursday	March 2	7:00 p.m.	Planning Commission Meeting, CMC
Friday	March 10		City Hall Closed – Regular Friday Closure
Tuesday	March 14	5:30 p.m. 6:30 p.m.	Closed Session, CMC Successor Agency Meeting, CMC City Council Meeting, CM
Thursday	March 16	7:00 p.m.	Planning Commission Meeting, CMC
Saturday	March 18	11:00 a.m.- 2:00 p.m.	5 th Annual Art in the Park Village Green Park, 12732 Main Street
Thursday	March 23		\$2 Casual Dress Day



GARDEN GROVE

NOTICE OF CANCELLATION
OF THE
GARDEN GROVE PLANNING COMMISSION
FEBRUARY 2, 2023
REGULAR MEETING

NOTICE IS HEREBY GIVEN that the Regular Meeting of the Garden Grove Planning Commission scheduled for Thursday, February 2, 2023, at 7:00 p.m. in the Council Chamber of the Community Meeting Center, 11300 Stanford Avenue, Garden Grove, is hereby cancelled.

DATED: January 26, 2023

JOHN RAMIREZ
CHAIR



Cal Cities leaders outline cities' priorities at Capitol meetings

Jan 25, 2023

The 2023 legislative session kicked off earlier this month and Cal Cities was ready to fight for cities. [Cal Cities leadership](#) met with key Senate and Assembly leaders, as well as the Governor's Office just days after the session officially started, to discuss [Cal Cities' advocacy priorities](#).

California is home to half of all unsheltered people in the country and affordable homes are out of reach for many people. Earlier this year, Cal Cities called on Gov. Gavin Newsom to create a permanent [\\$3 billion fund](#) to help boost California's housing supply and prevent homelessness. Limited, one-time pots of funding prevent cities from planning for the long-term and stifle more ambitious goals. A recent report found that the state needs to spend [\\$8.1 billion annually to end homelessness](#).

The report is influencing the analysis of political commentators. A [Los Angeles Times](#) editorial argued, "The state needs to understand the reality of this colossal problem that has been decades in the making and cannot be solved in a few budget cycles" and noted that Cal Cities had asked the state for ongoing funding of \$3 billion a year. Likewise, a [Sacramento Bee op-ed](#) noted that "consistency of the funding is as important as the commitment."

Legislators have until Feb. 17 to introduce bills, which means committee hearings and votes are still weeks away. However, the Capitol is already awash with activity, most notably around the state's [budget deficit](#). The Legislative Analyst's Office urged the Legislature to consider an additional \$14 billion in additional cuts and spending delays, setting the stage for another months-long debate.

But Cal Cities is keeping the pressure up to ensure that spending cuts and delays do not impact city priorities. In addition to housing and homelessness, Cal Cities Officers discussed with lawmakers the urgent need to safeguard existing local revenues.

The state has used local governments funding sources and revenue in the past to balance its budget. Siphoning local revenues will compound the financial challenges of the state by weakening the bedrock of California's economy: local governments.

Cal Cities Officers also outlined the need to increase public safety through prevention and early intervention programming and improved re-entry services, as directed by Cal Cities' advocacy priorities. A Public Policy Institute of California report found that Proposition 47 directly correlated to an uptick in larceny thefts throughout the state. This issue has become even more pronounced due to staffing challenges in law enforcement.

Other Cal Cities members are taking action as well. Over 400 city leaders will gather this month to prepare for the year ahead through Cal Cities' [seven policy committees](#). Their recommendations are forwarded to the board of directors for review and approval. New Mayors and Council Members Academy attendees also met with lawmakers last week in Sacramento to voice their concerns and priorities.



Fire hazard map review period extended following Cal Cities' advocacy

Jan 25, 2023

The California Department of Forestry and Fire Protection (Cal FIRE) has granted stakeholders an additional 60 days to comment on the state's draft Fire Hazard Severity Zone Map for rural, unincorporated areas (State Responsibility Area). The move was made in response to a [request for more time and clarity](#) from the League of California Cities and others. The draft map comprehensively ranks the State Responsibility Area based on the likelihood of wildfires and does not include cities or large urban areas. The methodology and data behind the map will inform the upcoming Local Responsibility Area map, which deals entirely with cities.

The public comment period now totals 110 days and closes on April 4, 2023. Information about how to submit public comment is available on [Cal FIRE's website](#). Cal FIRE also released new information about the [data input](#) relied upon for the maps.

The Local Responsibility Area map will be updated this spring using similar data and methodology. Both maps will impact local land use policies and wildfire management, as certain areas have been recategorized into different severity levels.

Based on the available data, it appears that there may be some discrepancies around local fire mitigation efforts, such as brush clearance, in the draft maps. Ignoring decades of meaningful data could result in costly inaccuracies and discourage collaboration between local governments and Cal FIRE on this critical resource.

Cal Cities will continue to advocate for the use of local data and collaboration between all stakeholders. More information and educational opportunities about the maps will be shared as they become available.



Guide to Local Recovery Update: Jan. 25

Jan 25, 2023

Over 200 cities in California are eligible for a federal energy block grant and the deadline for a key transportation grant program is quickly approaching. Additionally, any remaining State and Local Fiscal Recovery Funds (SLFRF) must be "obligated" by Dec. 31, 2024. Cities that do not obligate the full amount of their SLFRF award by the deadline risk losing the opportunity to spend their allocated dollars and the money will be returned to the federal government.

Your city could be eligible for this key energy block grant

The U.S. Department of Energy opened the application process for its Energy Efficiency and Conservation Block Grant (EECBG) last week. The formula grant program supports initiatives that reduce fossil fuel emissions, decrease total energy use, and improve energy efficiency. [Over 200 cities in California are eligible](#) [Over 200 cities in California are eligible for funding](#) funding.

Although formula grants are noncompetitive, cities must submit an application to receive the funding. The minimum pre-award amount is \$76,170, but most cities are set to receive more than \$150,000. All eligible entities must complete a [pre-award application sheet](#) by April 28 to receive funding. Matching funds are not required.

Cities that do not meet the criteria for the formula funds are eligible to apply for \$8.8 million in competitive EECBG grants. Cal Cities will share information about that process as it is released.

The Energy Department has an [online portal](#) with extensive application information, administrative guidelines, templates, and upcoming webinars. The next webinar is scheduled for [Jan. 26](#) and includes a Q&A session. The webinar will provide guidance on the application process, assist

eligible cities with strategic planning, and help align projects with federal [environmental justice goals](#).

Unlike previous versions of the program, funding can also be used for renewable energy, zero-emission transportation, and energy efficiency projects. The National League of Cities released an overview of [potentially eligible projects](#), relevant resources, and other funding opportunities that can be leveraged alongside the program.

The program also has an optional voucher program for communities that receive less than \$250,000. Instead of receiving the formula grant, the value can be exchanged for technical assistance or as an equipment rebate.

City leaders can also complete an optional [information collection form](#) to stay in direct contact with the Energy Department about the program. Additional information is expected in the coming weeks.

American Rescue Plan Act dollars deadline

Any remaining State and Local Fiscal Recovery Funds (SLFRF), which were provided through the American Rescue Plan Act, must be "obligated" by Dec. 31, 2024. For cities on a June 1-June 30 fiscal year, this upcoming budget cycle will be the last full fiscal year to incur expenses with these dollars.

Cities that do not obligate the full amount of their SLFRF award by the deadline risk losing the opportunity to spend their allocated dollars and the money will be returned to the federal government. It is important for local governments to focus on using these dollars to best serve their communities ahead of the deadline.

Surface transportation grant funding to go to both urban and rural areas

The U.S. Department of Transportation is accepting applications for the [Rebuilding American Infrastructure with Sustainability and Equity \(RAISE\)](#) discretionary grant program. RAISE grants fund surface transportation projects that will have a significant local or regional impact, with a focus on those that address climate change and racial equity concerns.

According to the Transportation Department, "The eligibility requirements of RAISE allow project sponsors to obtain funding for projects that are harder

to support through other U.S. DOT grant programs.” A list of [previously funded projects](#) and [related webinars](#) is available online.

Funding will be split equally between urban and rural areas. At least \$15 million will go towards projects located in [Areas of Persistent Poverty or Historically Disadvantaged Communities](#). Projects in these areas are eligible for up to 100% federal cost share, as directed by the Bipartisan Infrastructure Law. Applications are due Feb. 28.

City officials looking for additional information about the American Rescue Plan Act, Bipartisan Infrastructure Law, the Inflation Reduction Act, or additional recovery tools can visit the [Cal Cities Guide to Local Recovery portal](#).